

BARC BULLETIN 004

Welsh Sports and Saloon Car Championship QUALIFYING - RACE 2

| POS | NO | CL | DRIVER | NAT | CAR | TIME | LAPS | GAP | MPH |
|-----|----|----|------------------|-----|----------------------|----------|------|--------|-------|
| 1 | 80 | A | Steve GRIFFITHS | | Jade Chrysler | 56.635 | 7 | | 92.55 |
| 2 | 7 | A | Mydrain HARRIES | | Radical SR3 | 58.336 | 18 | 1.701 | 89.85 |
| 3 | 74 | A | Ginger MARSHALL | | Bowley Clubmans | 58.636 | 10 | 2.001 | 89.39 |
| 4 | 88 | A | Peter WILLIAMS | | Radical Prosport | 58.827 | 20 | 2.192 | 89.10 |
| 5 | 81 | A | Alexis COLE | | Nemesis | 1:00.101 | 7 | 3.466 | 87.21 |
| 6 | 2 | A | Huw WILLIAMS | | Radical Prosport | 1:00.647 | 19 | 4.012 | 86.42 |
| 7 | 46 | C | Jon REEVES | | Mazda RX7 | 1:06.001 | 18 | 9.366 | 79.41 |
| 8 | 1 | C | Andrew WILLIAMS | | Ford Sierra Sapphire | 1:06.361 | 16 | 9.726 | 78.98 |
| 9 | 10 | B | Mike WOODS | | Honda Civic | 1:06.762 | 18 | 10.127 | 78.51 |
| 10 | 51 | A | Greg WOOD | | Mallock MK32 | 1:07.201 | 16 | 10.566 | 77.99 |
| 11 | 48 | D | Fergus TRENHOLME | | Caterham SLR | 1:07.755 | 18 | 11.120 | 77.36 |
| 12 | 77 | C | Stephen PEARCY | | Rover 200 Gti Turbo | 1:08.734 | 16 | 12.099 | 76.25 |
| 13 | 16 | B | Mark NICOLSON | | Rover 216 GTI | 1:09.552 | 16 | 12.917 | 75.36 |
| 14 | 45 | D | Adrian CHAPMAN | | Raw Striker | 1:09.631 | 11 | 12.996 | 75.27 |
| 15 | 69 | B | Dan TURNER | | Rover 216 GTI | 1:10.525 | 17 | 13.890 | 74.32 |
| 16 | 44 | B | Nicholas JONES | | Proton Coupe | 1:10.657 | 14 | 14.022 | 74.18 |
| 17 | 34 | C | Lee DAVID | | Honda CRX | 1:11.720 | 7 | 15.085 | 73.08 |
| 18 | 47 | D | Andrew MEYRICK | | Vauxhall Chevette | 1:13.095 | 17 | 16.460 | 71.70 |

Transponders not working 2. 51 & 77 - please reposition transponder Cars 47 & 69
Weather / Track : Sunny / Dry
These results are provisional until the conclusion of any judicial and technical matters.

Pembrey
Circuit Length = 1.4560 miles.
Start: 09:41 End: 10:01

| | | |
|------------------|-----------|-------------|
| Clerk of Course: | Stewards: | Timekeeper: |
|------------------|-----------|-------------|

BARC BULLETIN 004

Welsh Sports and Saloon Car Championship QUALIFYING - RACE 2 - LAP ANALYSIS

| | | | | | | | |
|-----------|------------------------|----------------------|-----------------------|------|-----------------------|------|-----------------------|
| 1 | Andrew WILLIAMS | Ford Sierra Sapphire | | | | | |
| 1 - | X:00.000 | 6 - | 1:07.827 | 11 - | 1:06.844 | 16 - | 1:29.482 ^P |
| 2 - | 1:28.369 | 7 - | 1:07.386 | 12 - | 1:09.709 | | |
| 3 - | 1:11.760 | 8 - | 1:06.361 | 13 - | 1:10.460 | | |
| 4 - | 1:07.421 | 9 - | 1:08.496 | 14 - | 1:07.731 | | |
| 5 - | 1:06.777 | 10 - | 1:09.633 | 15 - | 1:08.291 | | |
| 2 | Huw WILLIAMS | Radical Prosport | | | | | |
| 1 - | X:00.000 | 6 - | 1:03.593 | 11 - | 1:01.421 | 16 - | 1:03.137 |
| 2 - | 1:28.586 | 7 - | 1:03.692 | 12 - | 1:02.990 | 17 - | 1:01.124 |
| 3 - | 1:15.544 | 8 - | 1:03.041 | 13 - | 1:02.636 | 18 - | 1:00.647 |
| 4 - | 1:08.432 | 9 - | 1:01.909 | 14 - | 1:00.931 | 19 - | 1:20.217 ^P |
| 5 - | 1:03.908 | 10 - | 1:03.661 | 15 - | 1:03.633 | | |
| 7 | Mydrain HARRIES | Radical SR3 | | | | | |
| 1 - | X:00.000 | 6 - | 1:00.227 | 11 - | 1:01.876 | 16 - | 58.336 |
| 2 - | 1:34.283 | 7 - | 58.715 | 12 - | 1:40.481 ^P | 17 - | 58.844 |
| 3 - | 1:22.235 | 8 - | 58.463 | 13 - | 1:45.637 | 18 - | 58.367 |
| 4 - | 1:07.887 | 9 - | 1:01.827 | 14 - | 59.461 | | |
| 5 - | 1:02.177 | 10 - | 1:00.346 | 15 - | 59.606 | | |
| 10 | Mike WOODS | Honda Civic | | | | | |
| 1 - | X:00.000 | 6 - | 1:07.916 | 11 - | 1:07.685 | 16 - | 1:21.704 |
| 2 - | 1:34.300 | 7 - | 1:08.687 | 12 - | 1:07.396 | 17 - | 1:06.851 |
| 3 - | 1:24.286 | 8 - | 1:08.102 | 13 - | 1:07.733 | 18 - | 1:06.762 |
| 4 - | 1:14.186 | 9 - | 1:07.581 | 14 - | 1:07.250 | | |
| 5 - | 1:10.007 | 10 - | 1:07.895 | 15 - | 1:14.867 | | |
| 16 | Mark NICOLSON | Rover 216 GTI | | | | | |
| 1 - | X:00.000 | 6 - | 1:12.088 | 11 - | 1:27.403 ^P | 16 - | 1:10.281 |
| 2 - | 1:33.115 | 7 - | 1:10.639 | 12 - | 2:28.858 | | |
| 3 - | 1:24.446 | 8 - | 1:09.871 | 13 - | 1:09.678 | | |
| 4 - | 1:17.016 | 9 - | 1:09.552 | 14 - | 1:10.288 | | |
| 5 - | 1:13.393 | 10 - | 1:10.043 | 15 - | 1:11.914 | | |
| 34 | Lee DAVID | Honda CRX | | | | | |
| 1 - | X:00.000 | 6 - | 1:16.339 | | | | |
| 2 - | 1:43.464 ^P | 7 - | 1:33.052 ^P | | | | |
| 3 - | 5:11.124 | | | | | | |
| 4 - | 1:11.720 | | | | | | |
| 5 - | 1:13.121 | | | | | | |
| 44 | Nicholas JONES | Proton Coupe | | | | | |
| 1 - | X:00.000 | 6 - | 1:13.660 | 11 - | 1:10.657 | | |
| 2 - | 1:49.893 ^P | 7 - | 1:11.898 | 12 - | 1:10.960 | | |
| 3 - | 4:34.655 ^P | 8 - | 1:12.196 | 13 - | 1:11.635 | | |
| 4 - | 1:39.093 | 9 - | 1:13.140 | 14 - | 1:11.214 | | |
| 5 - | 1:14.786 | 10 - | 1:13.399 | | | | |

Transponders not working 2. 51 & 77 - please reposition transponder Cars 47 & 69
Weather / Track : Sunny / Dry

Pembrey
Circuit Length = 1.4560 miles.
Start: 09:41 End: 10:01

BARC BULLETIN 004

**Welsh Sports and Saloon Car Championship
QUALIFYING - RACE 2 - LAP ANALYSIS**

(contd.)

| | | | | | |
|-----------|-------------------------|-------------------|-----------------|------|-----------------|
| 45 | Adrian CHAPMAN | Raw Striker | | | |
| 1 - | X:00.000 | 6 - | 1:11.752 | 11 - | 1:11.052 |
| 2 - | 1:17.081 | 7 - | 1:11.975 | | |
| 3 - | 1:11.777 | 8 - | 1:09.631 | | |
| 4 - | 1:11.112 | 9 - | 1:10.228 | | |
| 5 - | 1:10.127 | 10 - | 1:11.268 | | |
| 46 | Jon REEVES | Mazda RX7 | | | |
| 1 - | X:00.000 | 6 - | 1:10.289 | 11 - | 1:07.709 |
| 2 - | 1:44.553 | 7 - | 1:09.076 | 12 - | 1:07.021 |
| 3 - | 1:24.309 | 8 - | 1:07.926 | 13 - | 1:06.001 |
| 4 - | 1:18.661 | 9 - | 1:10.337 | 14 - | 1:08.102 |
| 5 - | 1:12.701 | 10 - | 1:07.878 | 15 - | 1:08.332 |
| 47 | Andrew MEYRICK | Vauxhall Chevette | | | |
| 1 - | X:00.000 | 6 - | 1:13.816 | 11 - | 1:14.221 |
| 2 - | 1:31.845 | 7 - | 1:14.220 | 12 - | 1:21.206 |
| 3 - | 1:16.193 | 8 - | 1:13.650 | 13 - | 1:13.620 |
| 4 - | 1:14.297 | 9 - | 1:14.771 | 14 - | 1:14.041 |
| 5 - | 1:14.625 | 10 - | 1:13.095 | 15 - | 1:13.407 |
| 48 | Fergus TRENHOLME | Caterham SLR | | | |
| 1 - | X:00.000 | 6 - | 1:10.284 | 11 - | 1:08.366 |
| 2 - | 1:25.953 | 7 - | 1:08.679 | 12 - | 1:10.554 |
| 3 - | 1:14.950 | 8 - | 1:11.049 | 13 - | 1:10.793 |
| 4 - | 1:10.987 | 9 - | 1:07.799 | 14 - | 1:08.688 |
| 5 - | 1:08.985 | 10 - | 1:07.755 | 15 - | 1:09.150 |
| 51 | Greg WOOD | Mallock MK32 | | | |
| 1 - | X:00.000 | 6 - | 1:10.682 | 11 - | 1:10.433 |
| 2 - | 1:31.332 | 7 - | 1:09.070 | 12 - | 1:09.435 |
| 3 - | 1:21.976 | 8 - | 1:09.007 | 13 - | 1:07.201 |
| 4 - | 1:11.607 | 9 - | 1:07.541 | 14 - | 1:09.304 |
| 5 - | 1:12.027 | 10 - | 1:07.738 | 15 - | 1:11.146 |
| 69 | Dan TURNER | Rover 216 GTI | | | |
| 1 - | X:00.000 | 6 - | 1:13.260 | 11 - | 1:12.412 |
| 2 - | 1:33.841 | 7 - | 1:12.477 | 12 - | 1:11.712 |
| 3 - | 1:21.726 | 8 - | 1:11.829 | 13 - | 1:11.940 |
| 4 - | 1:15.501 | 9 - | 1:38.809 | 14 - | 1:11.079 |
| 5 - | 1:13.922 | 10 - | 1:12.589 | 15 - | 1:11.016 |
| 74 | Ginger MARSHALL | Bowley Clubmans | | | |
| 1 - | X:00.000 | 6 - | 1:01.500 | | |
| 2 - | 1:06.364 | 7 - | 58.636 | | |
| 3 - | 1:03.448 | 8 - | 1:02.809 | | |
| 4 - | 1:05.853 | 9 - | 1:02.567 | | |
| 5 - | 1:02.155 | 10 - | 1:21.511P | | |

Transponders not working 2. 51 & 77 - please reposition transponder Cars 47 & 69
Weather / Track : Sunny / Dry

BARC BULLETIN 004

**Welsh Sports and Saloon Car Championship
QUALIFYING - RACE 2 - LAP ANALYSIS**


(contd.)

| | | | | | | | |
|-----------|------------------------|---------------------|-----------------|------|----------|------|---------------|
| 77 | Stephen PEARCY | Rover 200 Gti Turbo | | | | | |
| 1 - | X:00.000 | 6 - | 1:09.336 | 11 - | 1:29.700 | 16 - | 1:20.268P |
| 2 - | 1:37.655 | 7 - | 1:09.720 | 12 - | 1:22.991 | | |
| 3 - | 1:24.231 | 8 - | 1:08.734 | 13 - | 1:11.841 | | |
| 4 - | 1:10.177 | 9 - | 1:09.155 | 14 - | 1:09.229 | | |
| 5 - | 1:08.978 | 10 - | 1:09.719 | 15 - | 1:09.828 | | |
| 80 | Steve GRIFFITHS | Jade Chrysler | | | | | |
| 1 - | X:00.000P | 6 - | 58.184 | | | | |
| 2 - | 1:30.803 | 7 - | 59.611 | | | | |
| 3 - | 1:00.244 | | | | | | |
| 4 - | 56.635 | | | | | | |
| 5 - | 57.627 | | | | | | |
| 81 | Alexis COLE | Nemesis | | | | | |
| 1 - | X:00.000 | 6 - | 1:00.101 | | | | |
| 2 - | 1:26.778 | 7 - | 1:19.542P | | | | |
| 3 - | 1:07.429 | | | | | | |
| 4 - | 1:05.975 | | | | | | |
| 5 - | 1:01.124 | | | | | | |
| 88 | Peter WILLIAMS | Radical Prosport | | | | | |
| 1 - | X:00.000 | 6 - | 1:02.173 | 11 - | 1:06.436 | 16 - | 1:01.609 |
| 2 - | 1:13.325 | 7 - | 1:01.852 | 12 - | 59.692 | 17 - | 1:00.823 |
| 3 - | 1:08.252 | 8 - | 59.919 | 13 - | 1:05.497 | 18 - | 59.095 |
| 4 - | 1:01.459 | 9 - | 59.060 | 14 - | 1:06.708 | 19 - | 1:01.424 |
| 5 - | 1:03.686 | 10 - | 59.265 | 15 - | 1:05.528 | 20 - | 58.827 |

Transponders not working 2. 51 & 77 - please reposition transponder Cars 47 & 69
Weather / Track : Sunny / Dry

BARC BULLETIN 004

**Welsh Sports and Saloon Car Championship
GRID FOR RACE 2**

| | | |
|--------------------------------------------------------------------------------------|--------------------------|------------------------|
| ROW 9 | 1:11.720 34 DAVID | 1:13.095 47 MEYRICK |
| ROW 8 | 1:10.525 69 TURNER | 1:10.657 44 JONES |
| ROW 7 | 1:09.552 16 NICOLSON | 1:09.631 45 CHAPMAN |
| ROW 6 | 1:07.755 48 TRENHOLME | 1:08.734 77 PEARCY |
| ROW 5 | 1:06.762 10 WOODS | 1:07.201 51 WOOD |
| ROW 4 | 1:06.001 46 REEVES | 1:06.361 1 WILLIAMS |
| ROW 3 | 1:00.101 81 COLE | 1:00.647 2 WILLIAMS |
| ROW 2 | 58.636 74 MARSHALL | 58.827 88 WILLIAMS |
| ROW 1 | 56.635 80 GRIFFITHS | 58.336 7 HARRIES |
| POLE | | |
|  | | |

Transponders not working 2. 51 & 77 - please reposition transponder Cars 47 & 69
Weather / Track : Sunny / Dry
These results are provisional until the conclusion of any judicial and technical matters.

Pembrey
Circuit Length = 1.4560 miles.
Start: 09:41 End: 10:01

| | | |
|------------------|-----------|-------------|
| Clerk of Course: | Stewards: | Timekeeper: |
|------------------|-----------|-------------|

BARC BULLETIN 012

**Welsh Sports and Saloon Car Championship
RACE CLASSIFICATION - RACE 2**

| POS | NO | CL | DRIVER | NAT | CAR | TIME | LAPS | GAP | MPH | BEST |
|----------------|----|------------------|------------------|----------------------|----------------------|-----------|----------|-----------|----------|----------|
| 1 | 81 | A | Alexis COLE | | Nemesis | 15:40.805 | 16 | | 89.14 | 57.193 |
| 2 | 88 | A | Peter WILLIAMS | | Radical Prosport | 15:42.876 | 16 | 2.071 | 88.94 | 57.581 |
| 3 | 74 | A | Ginger MARSHALL | | Bowley Clubmans | 16:21.659 | 16 | 40.854 | 85.43 | 59.313 |
| 4 | 2 | A | Huw WILLIAMS | | Radical Prosport | 16:24.337 | 16 | 43.532 | 85.20 | 59.229 |
| 5 | 46 | C | Jon REEVES | | Mazda RX7 | 15:53.587 | 14 | 2 LAPS | 76.95 | 1:06.470 |
| 6 | 1 | C | Andrew WILLIAMS | | Ford Sierra Sapphire | 15:53.866 | 14 | 2 LAPS | 76.93 | 1:06.028 |
| 7 | 48 | D | Fergus TRENHOLME | | Caterham SLR | 15:54.364 | 14 | 2 LAPS | 76.89 | 1:06.967 |
| 8 | 10 | B | Mike WOODS | | Honda Civic | 16:07.004 | 14 | 2 LAPS | 75.88 | 1:06.953 |
| 9 | 77 | C | Stephen PEARCY | | Rover 200 Gti Turbo | 16:18.532 | 14 | 2 LAPS | 74.99 | 1:08.546 |
| 10 | 45 | D | Adrian CHAPMAN | | Raw Striker | 16:29.885 | 14 | 2 LAPS | 74.13 | 1:08.704 |
| 11 | 69 | B | Dan TURNER | | Rover 216 GTI | 16:40.404 | 14 | 2 LAPS | 73.35 | 1:10.075 |
| 12 | 16 | B | Mark NICOLSON | | Rover 216 GTI | 16:41.313 | 14 | 2 LAPS | 73.28 | 1:09.284 |
| 13 | 47 | D | Andrew MEYRICK | | Vauxhall Chevette | 16:06.594 | 13 | 3 LAPS | 70.49 | 1:13.110 |
| NOT CLASSIFIED | | | | | | | | | | |
| 7 | A | Mydrain HARRIES | | Radical SR3 | 14:19.368 | 14 | D.N.F. | 85.39 | 58.193 | |
| 44 | B | Nicholas JONES | | Proton Coupe | 8:30.866 | 7 | D.N.F. | 71.82 | 1:11.458 | |
| FASTEST LAP | | | | | | | | | | |
| 81 | A | Alexis COLE | | Nemesis | 57.193 | 13 | 91.64mph | 147.49kph | | |
| 1 | C | Andrew WILLIAMS | | Ford Sierra Sapphire | 1:06.028 | 9 | 79.38mph | 127.75kph | | |
| 10 | B | Mike WOODS | | Honda Civic | 1:06.953 | 11 | 78.28mph | 125.99kph | | |
| 48 | D | Fergus TRENHOLME | | Caterham SLR | 1:06.967 | 8 | 78.27mph | 125.96kph | | |

Weather / Track : Cloudy / Dry

These results are provisional until the conclusion of any judicial and technical matters.

Pembrey
Circuit Length = 1.4560 miles.
Start: 13:56 End: 14:12

| | | |
|------------------|-----------|-------------|
| Clerk of Course: | Stewards: | Timekeeper: |
|------------------|-----------|-------------|

BARC BULLETIN 012

**Welsh Sports and Saloon Car Championship
RACE 2 - LAP CHART**

| Lap 1 | | | Lap 2 | | | Lap 3 | | | Lap 4 | | | Lap 5 | | |
|-------|--------|----------|-------|--------|----------|-------|--------|----------|-------|--------|----------|-------|--------|----------|
| No | Behind | Laptime | No | Behind | Laptime | No | Behind | Laptime | No | Behind | Laptime | No | Behind | Laptime |
| 88 | | 1:03.605 | 88 | | 59.394 | 88 | | 58.595 | 88 | | 58.360 | 88 | | 58.526 |
| 7 | 0.738 | 1:04.343 | 7 | 1.471 | 1:00.127 | 7 | 2.780 | 59.904 | 7 | 3.510 | 59.090 | 16 | 1 LAP | 1:10.967 |
| 74 | 1.374 | 1:04.979 | 74 | 3.186 | 1:01.206 | 81 | 2.902 | 58.121 | 81 | 3.679 | 59.137 | 81 | 3.388 | 58.235 |
| 81 | 1.633 | 1:05.238 | 81 | 3.376 | 1:01.137 | 74 | 4.835 | 1:00.244 | 74 | 5.788 | 59.313 | 47 | 1 LAP | 1:13.548 |
| 46 | 8.536 | 1:12.141 | 46 | 17.224 | 1:08.082 | 2 | 21.089 | 1:01.398 | 2 | 22.056 | 59.327 | 7 | 4.363 | 59.379 |
| 1 | 8.719 | 1:12.324 | 1 | 17.539 | 1:08.214 | 46 | 27.593 | 1:08.964 | 46 | 37.811 | 1:08.578 | 74 | 7.101 | 59.839 |
| 48 | 9.748 | 1:13.353 | 2 | 18.286 | 1:03.513 | 1 | 27.809 | 1:08.865 | 1 | 38.033 | 1:08.584 | 2 | 23.000 | 59.470 |
| 77 | 11.093 | 1:14.698 | 48 | 19.287 | 1:08.933 | 48 | 28.723 | 1:08.031 | 48 | 38.586 | 1:08.223 | 46 | 47.274 | 1:07.989 |
| 10 | 13.927 | 1:17.532 | 77 | 22.195 | 1:10.496 | 77 | 32.599 | 1:08.999 | 77 | 42.785 | 1:08.546 | 1 | 47.725 | 1:08.218 |
| 69 | 14.117 | 1:17.722 | 10 | 25.606 | 1:11.073 | 10 | 36.257 | 1:09.246 | 10 | 45.872 | 1:07.975 | 48 | 48.368 | 1:08.308 |
| 2 | 14.167 | 1:17.772 | 69 | 27.599 | 1:12.876 | 45 | 39.551 | 1:10.257 | 45 | 50.315 | 1:09.124 | 77 | 52.982 | 1:08.723 |
| 16 | 15.273 | 1:18.878 | 45 | 27.889 | 1:11.773 | 69 | 40.045 | 1:11.041 | 69 | 51.760 | 1:10.075 | 10 | 54.694 | 1:07.348 |
| 45 | 15.510 | 1:19.115 | 44 | 28.494 | 1:11.874 | 44 | 41.457 | 1:11.558 | 44 | 54.555 | 1:11.458 | | | |
| 44 | 16.014 | 1:19.619 | 47 | 32.180 | 1:13.966 | 47 | 47.214 | 1:13.629 | | | | | | |
| 47 | 17.608 | 1:21.213 | 16 | 35.126 | 1:19.247 | 16 | 47.574 | 1:11.043 | | | | | | |

Weather / Track : Cloudy / Dry

msttiming.com

BARC BULLETIN 012

**Welsh Sports and Saloon Car Championship
RACE 2 - LAP CHART**

(contd.)

| Lap 6 | | | Lap 7 | | | Lap 8 | | | Lap 9 | | | Lap 10 | | |
|-------|--------|----------|-------|--------|----------|-------|--------|----------|-------|--------|----------|--------|--------|----------|
| No | Behind | Laptime | No | Behind | Laptime | No | Behind | Laptime | No | Behind | Laptime | No | Behind | Laptime |
| 88 | | 59.685 | 88 | | 1:00.080 | 88 | | 59.936 | 88 | | 58.102 | 81 | | 58.140 |
| 45 | 1 LAP | 1:09.463 | 81 | 0.342 | 57.845 | 81 | 0.361 | 59.955 | 81 | 0.097 | 57.838 | 88 | 0.548 | 58.785 |
| 81 | 2.577 | 58.874 | 77 | 1 LAP | 1:09.951 | 1 | 1 LAP | 1:08.068 | 7 | 3.882 | 58.197 | 47 | 2 LAPS | 1:14.071 |
| 69 | 1 LAP | 1:10.414 | 10 | 1 LAP | 1:08.492 | 46 | 1 LAP | 1:08.615 | 1 | 1 LAP | 1:06.308 | 7 | 4.011 | 58.366 |
| 7 | 4.869 | 1:00.191 | 7 | 3.942 | 59.153 | 7 | 3.787 | 59.781 | 46 | 1 LAP | 1:06.742 | 1 | 1 LAP | 1:06.028 |
| 44 | 1 LAP | 1:11.830 | 74 | 11.627 | 1:01.924 | 48 | 1 LAP | 1:08.643 | 48 | 1 LAP | 1:06.967 | 46 | 1 LAP | 1:06.528 |
| 74 | 9.783 | 1:02.367 | 45 | 1 LAP | 1:10.321 | 77 | 1 LAP | 1:09.637 | 74 | 15.943 | 1:00.666 | 74 | 20.289 | 1:02.583 |
| 16 | 1 LAP | 1:11.032 | 69 | 1 LAP | 1:10.083 | 10 | 1 LAP | 1:09.655 | 10 | 1 LAP | 1:08.894 | 48 | 1 LAP | 1:07.501 |
| 47 | 1 LAP | 1:13.669 | 44 | 1 LAP | 1:12.524 | 74 | 13.379 | 1:01.688 | 77 | 1 LAP | 1:10.609 | 2 | 28.309 | 1:00.301 |
| 2 | 22.700 | 59.385 | 16 | 1 LAP | 1:10.121 | 45 | 1 LAP | 1:08.704 | 2 | 26.245 | 1:00.142 | 10 | 1 LAP | 1:08.176 |
| 46 | 54.661 | 1:07.072 | 2 | 23.168 | 1:00.548 | 2 | 24.205 | 1:00.973 | 45 | 1 LAP | 1:09.538 | 77 | 1 LAP | 1:09.311 |
| 1 | 55.001 | 1:06.961 | 47 | 1 LAP | 1:13.496 | 69 | 1 LAP | 1:10.590 | 69 | 1 LAP | 1:10.227 | 45 | 1 LAP | 1:11.515 |
| 48 | 55.845 | 1:07.162 | | | | 44 | 1 LAP | 1:12.003 | 16 | 1 LAP | 1:09.936 | 69 | 1 LAP | 1:11.116 |
| | | | | | | 16 | 1 LAP | 1:09.896 | | | | 16 | 1 LAP | 1:09.851 |
| | | | | | | 47 | 1 LAP | 1:13.110 | | | | | | |

Weather / Track : Cloudy / Dry

msttiming.com

Pembrey
Circuit Length = 1.4560 miles.
Start: 13:56 End: 14:12

BARC BULLETIN 012

**Welsh Sports and Saloon Car Championship
RACE 2 - LAP CHART**

(contd.)

| Lap 11 | | | Lap 12 | | | Lap 13 | | | Lap 14 | | | Lap 15 | | |
|--------|--------|----------|--------|--------|----------|--------|--------|----------|--------|--------|-----------|--------|--------|----------|
| No | Behind | Laptime | No | Behind | Laptime | No | Behind | Laptime | No | Behind | Laptime | No | Behind | Laptime |
| 81 | | 57.431 | 81 | | 58.098 | 81 | | 57.193 | 81 | | 57.697 | 81 | | 58.281 |
| 88 | 0.698 | 57.581 | 88 | 0.702 | 58.102 | 88 | 1.352 | 57.843 | 88 | 1.246 | 57.591 | 1 | 2 LAPS | 1:07.242 |
| 7 | 4.773 | 58.193 | 45 | 2 LAPS | 1:11.257 | 77 | 2 LAPS | 1:09.075 | 10 | 2 LAPS | 1:08.977 | 46 | 2 LAPS | 1:06.864 |
| 47 | 2 LAPS | 1:13.529 | 69 | 2 LAPS | 1:10.465 | 7 | 8.134 | 59.632 | 77 | 2 LAPS | 1:09.723 | 88 | 1.725 | 58.760 |
| 74 | 24.094 | 1:01.236 | 7 | 5.695 | 59.020 | 45 | 2 LAPS | 1:10.373 | 45 | 2 LAPS | 1:09.889 | 48 | 2 LAPS | 1:08.014 |
| 1 | 1 LAP | 1:06.754 | 16 | 2 LAPS | 1:10.398 | 69 | 2 LAPS | 1:11.954 | 69 | 2 LAPS | 1:10.994 | 47 | 3 LAPS | 1:13.546 |
| 46 | 1 LAP | 1:06.470 | 74 | 27.875 | 1:01.879 | 16 | 2 LAPS | 1:09.430 | 7 | 34.429 | 1:23.992P | 10 | 2 LAPS | 1:07.756 |
| 2 | 31.375 | 1:00.497 | 47 | 2 LAPS | 1:13.777 | 74 | 30.920 | 1:00.238 | 74 | 34.841 | 1:01.618 | 77 | 2 LAPS | 1:08.712 |
| 48 | 1 LAP | 1:07.382 | 2 | 35.009 | 1:01.732 | 2 | 37.393 | 59.577 | 16 | 2 LAPS | 1:09.284 | 74 | 37.316 | 1:00.756 |
| 10 | 1 LAP | 1:07.431 | 1 | 1 LAP | 1:08.393 | 1 | 1 LAP | 1:08.440 | 2 | 39.112 | 59.416 | 45 | 2 LAPS | 1:09.334 |
| 77 | 1 LAP | 1:08.802 | 46 | 1 LAP | 1:08.045 | 46 | 1 LAP | 1:08.854 | | | | 2 | 41.888 | 1:01.057 |
| | | | 48 | 1 LAP | 1:07.604 | 48 | 1 LAP | 1:07.182 | | | | 69 | 2 LAPS | 1:11.455 |
| | | | 10 | 1 LAP | 1:06.953 | 47 | 2 LAPS | 1:15.331 | | | | 16 | 2 LAPS | 1:09.556 |

Weather / Track : Cloudy / Dry

msttiming.com

Pembrey
Circuit Length = 1.4560 miles.
Start: 13:56 End: 14:12

BARC BULLETIN 012

**Welsh Sports and Saloon Car Championship
RACE 2 - LAP CHART**

(contd.)

| Lap 16 | | | Lap 17 | | | Lap 18 | | | Lap 19 | | | Lap 20 | | |
|--------|--------|----------|--------|--------|---------|--------|--------|---------|--------|--------|---------|--------|--------|---------|
| No | Behind | Laptime | No | Behind | Laptime | No | Behind | Laptime | No | Behind | Laptime | No | Behind | Laptime |
| 81 | | 57.585 | | | | | | | | | | | | |
| 88 | 2.071 | 57.931 | | | | | | | | | | | | |
| 46 | 2 LAPS | 1:08.643 | | | | | | | | | | | | |
| 1 | 2 LAPS | 1:09.467 | | | | | | | | | | | | |
| 48 | 2 LAPS | 1:07.061 | | | | | | | | | | | | |
| 47 | 3 LAPS | 1:13.709 | | | | | | | | | | | | |
| 10 | 2 LAPS | 1:07.496 | | | | | | | | | | | | |
| 77 | 2 LAPS | 1:11.250 | | | | | | | | | | | | |
| 74 | 40.854 | 1:01.123 | | | | | | | | | | | | |
| 2 | 43.532 | 59.229 | | | | | | | | | | | | |
| 45 | 2 LAPS | 1:09.222 | | | | | | | | | | | | |
| 69 | 2 LAPS | 1:11.392 | | | | | | | | | | | | |
| 16 | 2 LAPS | 1:11.674 | | | | | | | | | | | | |

Weather / Track : Cloudy / Dry

msttiming.com

BARC BULLETIN 008

Welsh Sports and Saloon Car Championship QUALIFYING - RACE 5

| POS | NO | CL | DRIVER | NAT | CAR | TIME | LAPS | GAP | MPH |
|-----|----|----|------------------|-----|----------------------|----------|------|--------|-------|
| 1 | 81 | A | Alexis COLE | | Nemesis | 57.403 | 20 | | 91.31 |
| 2 | 74 | A | Ginger MARSHALL | | Bowley Clubmans | 58.119 | 12 | 0.716 | 90.18 |
| 3 | 88 | A | Peter WILLIAMS | | Radical Prosport | 58.445 | 20 | 1.042 | 89.68 |
| 4 | 2 | A | Huw WILLIAMS | | Radical Prosport | 59.340 | 18 | 1.937 | 88.33 |
| 5 | 7 | A | Mydrain HARRIES | | Radical SR3 | 59.588 | 20 | 2.185 | 87.96 |
| 6 | 51 | A | Greg WOOD | | Mallock MK32 | 1:05.639 | 18 | 8.236 | 79.85 |
| 7 | 46 | C | Jon REEVES | | Mazda RX7 | 1:06.156 | 13 | 8.753 | 79.23 |
| 8 | 1 | C | Andrew WILLIAMS | | Ford Sierra Sapphire | 1:06.404 | 16 | 9.001 | 78.93 |
| 9 | 48 | D | Fergus TRENHOLME | | Caterham SLR | 1:06.534 | 15 | 9.131 | 78.78 |
| 10 | 10 | B | Mike WOODS | | Honda Civic | 1:06.866 | 16 | 9.463 | 78.39 |
| 11 | 45 | D | Adrian CHAPMAN | | Raw Striker | 1:07.418 | 18 | 10.015 | 77.74 |
| 12 | 77 | C | Stephen PEARCY | | Rover 200 Gti Turbo | 1:08.402 | 16 | 10.999 | 76.62 |
| 13 | 16 | B | Mark NICOLSON | | Rover 216 GTI | 1:09.898 | 17 | 12.495 | 74.98 |
| 14 | 69 | B | Dan TURNER | | Rover 216 GTI | 1:09.920 | 17 | 12.517 | 74.96 |
| 15 | 44 | B | Nicholas JONES | | Proton Coupe | 1:10.660 | 17 | 13.257 | 74.18 |
| 16 | 47 | D | Andrew MEYRICK | | Vauxhall Chevette | 1:12.439 | 17 | 15.036 | 72.35 |
| 17 | 34 | C | Lee DAVID | | Honda CRX | 1:15.613 | 4 | 18.210 | 69.32 |

Weather / Track : Cloudy / Dry

These results are provisional until the conclusion of any judicial and technical matters.

Pembrey

Circuit Length = 1.4560 miles.

Start: 11:29 End: 11:49

| | | |
|------------------|-----------|-------------|
| Clerk of Course: | Stewards: | Timekeeper: |
|------------------|-----------|-------------|

BARC BULLETIN 008

Welsh Sports and Saloon Car Championship QUALIFYING - RACE 7 - LAP ANALYSIS

| | | | | |
|-----------|------------------------|----------------------|----------------------|--------------------|
| 1 | Andrew WILLIAMS | Ford Sierra Sapphire | | |
| 1 - | X:00.000 | 6 - 1:06.973 | 11 - 1:06.554 | 16 - 1:26.820P |
| 2 - | 1:18.171 | 7 - 1:06.499 | 12 - 1:07.677 | |
| 3 - | 1:09.772 | 8 - 1:06.404 | 13 - 1:07.089 | |
| 4 - | 1:08.477 | 9 - 1:06.455 | 14 - 1:06.870 | |
| 5 - | 1:06.487 | 10 - 1:09.618 | 15 - 1:07.073 | |
| 2 | Huw WILLIAMS | Radical Prosport | | |
| 1 - | X:00.000 | 6 - 1:04.606 | 11 - 1:00.908 | 16 - 1:01.069 |
| 2 - | 1:19.119 | 7 - 1:02.399 | 12 - 59.340 | 17 - 59.912 |
| 3 - | 1:08.752 | 8 - 1:03.662 | 13 - 1:03.603 | 18 - 1:17.146P |
| 4 - | 1:04.511 | 9 - 1:03.649 | 14 - 1:00.651 | |
| 5 - | 1:03.350 | 10 - 1:00.962 | 15 - 1:03.136 | |
| 7 | Mydrain HARRIES | Radical SR3 | | |
| 1 - | X:00.000 | 6 - 1:06.253 | 11 - 59.730 | 16 - 1:01.188 |
| 2 - | 1:25.716 | 7 - 1:01.443 | 12 - 1:00.173 | 17 - 1:00.738 |
| 3 - | 1:10.653 | 8 - 1:00.517 | 13 - 59.633 | 18 - 59.736 |
| 4 - | 1:07.730 | 9 - 1:01.168 | 14 - 1:00.914 | 19 - 59.588 |
| 5 - | 1:03.008 | 10 - 1:01.243 | 15 - 1:00.542 | 20 - 1:02.117 |
| 10 | Mike WOODS | Honda Civic | | |
| 1 - | X:00.000 | 6 - 1:08.989 | 11 - 1:07.669 | 16 - 1:33.128P |
| 2 - | 1:25.361 | 7 - 1:22.623 | 12 - 1:24.595 | |
| 3 - | 1:13.303 | 8 - 1:07.603 | 13 - 1:22.695 | |
| 4 - | 1:10.003 | 9 - 1:06.866 | 14 - 1:07.822 | |
| 5 - | 1:08.269 | 10 - 1:21.326 | 15 - 1:07.491 | |
| 16 | Mark NICOLSON | Rover 216 GTI | | |
| 1 - | X:00.000 | 6 - 1:14.153 | 11 - 1:09.898 | 16 - 1:10.304 |
| 2 - | 1:26.708 | 7 - 1:10.665 | 12 - 1:10.153 | 17 - 1:10.075 |
| 3 - | 1:16.903 | 8 - 1:10.350 | 13 - 1:11.600 | 18 - 1:11.721 |
| 4 - | 1:13.675 | 9 - 1:11.463 | 14 - 1:12.620 | |
| 5 - | 1:10.974 | 10 - 1:09.981 | 15 - 1:12.028 | |
| 34 | Lee DAVID | Honda CRX | | |
| 1 - | X:00.000 | | | |
| 2 - | 1:23.990 | | | |
| 3 - | 1:16.210 | | | |
| 4 - | 1:15.613 | | | |
| 44 | Nicholas JONES | Proton Coupe | | |
| 1 - | X:00.000 | 6 - 1:11.279 | 11 - 1:13.658 | 16 - 1:11.296 |
| 2 - | 1:26.712 | 7 - 1:13.529 | 12 - 1:11.134 | 17 - 1:11.440 |
| 3 - | 1:20.803 | 8 - 1:11.711 | 13 - 1:12.640 | |
| 4 - | 1:12.669 | 9 - 1:12.801 | 14 - 1:13.147 | |
| 5 - | 1:12.349 | 10 - 1:10.660 | 15 - 1:13.630 | |

Weather / Track : Cloudy / Dry

msttiming.com

Page 1 of 3

Pembrey
Circuit Length = 1.4560 miles.
Start: 11:29 End: 11:49
Printed - 11:52 Sunday, 15 October 2006

BARC BULLETIN 008

Welsh Sports and Saloon Car Championship QUALIFYING - RACE 7 - LAP ANALYSIS

(contd.)

| | | | | |
|---------------------|-------------------------|----------------------|----------------------|--|
| 45 | Adrian CHAPMAN | Raw Striker | | |
| 1 - X:00.000 | 6 - 1:09.525 | 11 - 1:11.465 | 16 - 1:11.097 | |
| 2 - 1:18.347 | 7 - 1:07.418 | 12 - 1:09.528 | 17 - 1:09.835 | |
| 3 - 1:11.145 | 8 - 1:08.103 | 13 - 1:11.889 | 18 - 1:09.596 | |
| 4 - 1:12.955 | 9 - 1:07.496 | 14 - 1:11.076 | | |
| 5 - 1:11.274 | 10 - 1:08.157 | 15 - 1:07.664 | | |
| 46 | Jon REEVES | Mazda RX7 | | |
| 1 - X:00.000 | 6 - 1:08.364 | 11 - 1:06.526 | | |
| 2 - 1:30.998 | 7 - 1:10.113 | 12 - 1:06.425 | | |
| 3 - 1:16.950 | 8 - 1:07.944 | 13 - 1:34.853P | | |
| 4 - 1:10.003 | 9 - 1:06.853 | | | |
| 5 - 1:06.156 | 10 - 1:07.754 | | | |
| 47 | Andrew MEYRICK | Vauxhall Chevette | | |
| 1 - X:00.000 | 6 - 1:14.253 | 11 - 1:12.439 | 16 - 1:14.025 | |
| 2 - 1:26.137 | 7 - 1:14.734 | 12 - 1:13.673 | 17 - 1:13.705 | |
| 3 - 1:17.710 | 8 - 1:12.609 | 13 - 1:13.479 | | |
| 4 - 1:13.677 | 9 - 1:14.843 | 14 - 1:12.912 | | |
| 5 - 1:14.500 | 10 - 1:12.923 | 15 - 1:13.105 | | |
| 48 | Fergus TRENHOLME | Caterham SLR | | |
| 1 - X:00.000 | 6 - 1:08.231 | 11 - 1:07.632 | | |
| 2 - 1:20.874 | 7 - 1:07.138 | 12 - 1:07.735 | | |
| 3 - 1:10.489 | 8 - 1:07.700 | 13 - 1:08.544 | | |
| 4 - 1:09.559 | 9 - 1:07.191 | 14 - 1:06.987 | | |
| 5 - 1:07.802 | 10 - 1:06.534 | 15 - 1:26.013P | | |
| 51 | Greg WOOD | Mallock MK32 | | |
| 1 - X:00.000 | 6 - 1:07.246 | 11 - 1:06.107 | 16 - 1:05.639 | |
| 2 - 1:25.842 | 7 - 1:09.470 | 12 - 1:06.614 | 17 - 1:06.275 | |
| 3 - 1:13.663 | 8 - 1:08.455 | 13 - 1:09.098 | 18 - 1:29.264P | |
| 4 - 1:10.142 | 9 - 1:06.254 | 14 - 1:07.118 | | |
| 5 - 1:07.837 | 10 - 1:08.246 | 15 - 1:06.154 | | |
| 69 | Dan TURNER | Rover 216 GTI | | |
| 1 - X:00.000 | 6 - 1:13.206 | 11 - 1:10.309 | 16 - 1:13.037 | |
| 2 - 1:25.409 | 7 - 1:10.882 | 12 - 1:10.154 | 17 - 1:13.003 | |
| 3 - 1:16.458 | 8 - 1:11.951 | 13 - 1:11.018 | | |
| 4 - 1:13.709 | 9 - 1:09.964 | 14 - 1:28.808P | | |
| 5 - 1:11.523 | 10 - 1:09.920 | 15 - 1:26.654 | | |
| 74 | Ginger MARSHALL | Bowley Clubmans | | |
| 1 - X:00.000 | 6 - 1:03.867 | 11 - 1:01.342 | | |
| 2 - 1:10.050 | 7 - 1:03.263 | 12 - 1:19.732P | | |
| 3 - 1:00.941 | 8 - 1:06.086 | | | |
| 4 - 59.265 | 9 - 58.119 | | | |
| 5 - 1:08.299 | 10 - 1:06.031 | | | |

Weather / Track : Cloudy / Dry

msttiming.com

Page 2 of 3

Pembrey
Circuit Length = 1.4560 miles.
Start: 11:29 End: 11:49
Printed - 11:52 Sunday, 15 October 2006

BARC BULLETIN 008

Welsh Sports and Saloon Car Championship QUALIFYING - RACE 7 - LAP ANALYSIS

(contd.)

| | | | | | | | |
|-----------|-----------------------|---------------------|-----------------------|------|-----------------|------|---------------|
| 77 | Stephen PEARCY | Rover 200 Gti Turbo | | | | | |
| 1 - | X:00.000 | 6 - | 1:14.204 | 11 - | 1:08.402 | 16 - | 1:09.010 |
| 2 - | 1:23.056 | 7 - | 1:23.161 _P | 12 - | 1:09.498 | 17 - | 1:27.707 |
| 3 - | 1:15.828 | 8 - | 2:11.059 | 13 - | 1:10.093 | | |
| 4 - | 1:13.214 | 9 - | 1:10.402 | 14 - | 1:09.418 | | |
| 5 - | 1:09.041 | 10 - | 1:08.846 | 15 - | 1:09.249 | | |
| 81 | Alexis COLE | Nemesis | | | | | |
| 1 - | X:00.000 | 6 - | 1:02.057 | 11 - | 1:05.408 | 16 - | 1:01.758 |
| 2 - | 1:22.501 | 7 - | 1:00.257 | 12 - | 58.009 | 17 - | 1:00.599 |
| 3 - | 1:07.891 | 8 - | 1:01.410 | 13 - | 58.298 | 18 - | 58.131 |
| 4 - | 1:03.370 | 9 - | 58.154 | 14 - | 1:02.314 | 19 - | 59.862 |
| 5 - | 1:04.062 | 10 - | 57.403 | 15 - | 1:00.980 | 20 - | 1:00.744 |
| 88 | Peter WILLIAMS | Radical Prosport | | | | | |
| 1 - | X:00.000 | 6 - | 59.917 | 11 - | 1:00.286 | 16 - | 58.445 |
| 2 - | 1:15.462 | 7 - | 1:05.493 | 12 - | 1:00.199 | 17 - | 58.663 |
| 3 - | 1:06.434 | 8 - | 1:00.442 | 13 - | 1:02.870 | 18 - | 1:05.600 |
| 4 - | 1:00.730 | 9 - | 1:01.477 | 14 - | 1:03.701 | 19 - | 1:05.427 |
| 5 - | 59.344 | 10 - | 59.201 | 15 - | 1:01.677 | 20 - | 1:08.958 |

Weather / Track : Cloudy / Dry

msttiming.com

Page 3 of 3


Pembrey
Circuit Length = 1.4560 miles.
Start: 11:29 End: 11:49
Printed - 11:52 Sunday, 15 October 2006

BARC BULLETIN 008

**Welsh Sports and Saloon Car Championship
GRID FOR RACE 5**

| | | |
|-------|--------------------------|------------------------|
| ROW 9 | 1:15.613 34 DAVID | |
| ROW 8 | 1:10.660 44 JONES | 1:12.439 47 MEYRICK |
| ROW 7 | 1:09.898 16 NICOLSON | 1:09.920 69 TURNER |
| ROW 6 | 1:07.418 45 CHAPMAN | 1:08.402 77 PEARCY |
| ROW 5 | 1:06.534 48 TRENHOLME | 1:06.866 10 WOODS |
| ROW 4 | 1:06.156 46 REEVES | 1:06.404 1 WILLIAMS |
| ROW 3 | 59.588 7 HARRIES | 1:05.639 51 WOOD |
| ROW 2 | 58.445 88 WILLIAMS | 59.340 2 WILLIAMS |
| ROW 1 | 57.403 81 COLE | 58.119 74 MARSHALL |

POLE



Weather / Track : Cloudy / Dry
These results are provisional until the conclusion of any judicial and technical matters.

Pembrey
Circuit Length = 1.4560 miles.
Start: 11:29 End: 11:49

| | | |
|------------------|-----------|-------------|
| Clerk of Course: | Stewards: | Timekeeper: |
|------------------|-----------|-------------|

BARC BULLETIN 016

Welsh Sports and Saloon Car Championship RACE CLASSIFICATION - RACE 5

| POS | NO | CL | DRIVER | NAT | CAR | TIME | LAPS | GAP | MPH | BEST |
|----------------|----|------------------|------------------|----------------------|----------------------|-----------|----------|-----------|----------|----------|
| 1 | 81 | A | Alexis COLE | | Nemesis | 15:39.552 | 16 | | 89.26 | 57.638 |
| 2 | 88 | A | Peter WILLIAMS | | Radical Prosport | 15:42.496 | 16 | 2.944 | 88.98 | 57.592 |
| 3 | 2 | A | Huw WILLIAMS | | Radical Prosport | 16:14.651 | 16 | 35.099 | 86.04 | 59.691 |
| 4 | 1 | C | Andrew WILLIAMS | | Ford Sierra Sapphire | 16:43.371 | 15 | 1 LAP | 78.36 | 1:05.265 |
| 5 | 51 | A | Greg WOOD | | Mallock MK32 | 15:55.058 | 14 | 2 LAPS | 76.83 | 1:06.470 |
| 6 | 48 | D | Fergus TRENHOLME | | Caterham SLR | 16:04.412 | 14 | 2 LAPS | 76.09 | 1:06.772 |
| 7 | 46 | C | Jon REEVES | | Mazda RX7 | 16:21.978 | 14 | 2 LAPS | 74.72 | 1:07.686 |
| 8 | 77 | C | Stephen PEARCY | | Rover 200 Gti Turbo | 16:22.827 | 14 | 2 LAPS | 74.66 | 1:07.938 |
| 9 | 45 | D | Adrian CHAPMAN | | Raw Striker | 16:34.094 | 14 | 2 LAPS | 73.81 | 1:08.551 |
| 10 | 16 | B | Mark NICOLSON | | Rover 216 GTI | 16:41.409 | 14 | 2 LAPS | 73.27 | 1:09.800 |
| 11 | 69 | B | Dan TURNER | | Rover 216 GTI | 16:42.205 | 14 | 2 LAPS | 73.22 | 1:09.767 |
| 12 | 44 | B | Nicholas JONES | | Proton Coupe | 15:48.048 | 13 | 3 LAPS | 71.87 | 1:11.176 |
| NOT CLASSIFIED | | | | | | | | | | |
| 7 | A | Mydrain HARRIES | | Radical SR3 | 13:45.434 | 13 | D.N.F. | 82.55 | 58.983 | |
| 10 | B | Mike WOODS | | Honda Civic | 13:24.639 | 11 | D.N.F. | 71.65 | 1:07.351 | |
| 47 | D | Andrew MEYRICK | | Vauxhall Chevette | 9:58.466 | 8 | D.N.F. | 70.06 | 1:13.327 | |
| FASTEST LAP | | | | | | | | | | |
| 88 | A | Peter WILLIAMS | | Radical Prosport | 57.592 | 9 | 91.01mph | 146.47kph | | |
| 1 | C | Andrew WILLIAMS | | Ford Sierra Sapphire | 1:05.265 | 4 | 80.31mph | 129.25kph | | |
| 48 | D | Fergus TRENHOLME | | Caterham SLR | 1:06.772 | 14 | 78.50mph | 126.33kph | | |
| 10 | B | Mike WOODS | | Honda Civic | 1:07.351 | 5 | 77.82mph | 125.24kph | | |

Weather / Track : Sunny/ Dry

These results are provisional until the conclusion of any judicial and technical matters.

Pembrey

Circuit Length = 1.4560 miles.

Start: 15:38 End: 15:53

| | | |
|------------------|-----------|-------------|
| Clerk of Course: | Stewards: | Timekeeper: |
|------------------|-----------|-------------|

BARC BULLETIN 016

**Welsh Sports and Saloon Car Championship
RACE 5 - LAP CHART**

| Lap 1 | | | Lap 2 | | | Lap 3 | | | Lap 4 | | | Lap 5 | | |
|-------|--------|----------|-------|--------|----------|-------|--------|----------|-------|--------|----------|-------|--------|----------|
| No | Behind | Laptime | No | Behind | Laptime | No | Behind | Laptime | No | Behind | Laptime | No | Behind | Laptime |
| 81 | | 1:02.318 | 81 | | 59.467 | 81 | | 57.638 | 81 | | 57.743 | 81 | | 59.505 |
| 7 | 0.886 | 1:03.204 | 88 | 0.916 | 58.997 | 88 | 1.477 | 58.199 | 88 | 1.840 | 58.106 | 88 | 0.830 | 58.495 |
| 88 | 1.386 | 1:03.704 | 7 | 1.940 | 1:00.521 | 7 | 4.332 | 1:00.030 | 7 | 5.572 | 58.983 | 44 | 1 LAP | 1:12.682 |
| 2 | 3.312 | 1:05.630 | 2 | 4.431 | 1:00.586 | 2 | 6.924 | 1:00.131 | 2 | 8.872 | 59.691 | 7 | 5.573 | 59.506 |
| 51 | 8.169 | 1:10.487 | 1 | 15.156 | 1:06.113 | 1 | 23.329 | 1:05.811 | 1 | 30.851 | 1:05.265 | 47 | 1 LAP | 1:13.521 |
| 1 | 8.510 | 1:10.828 | 51 | 15.172 | 1:06.470 | 51 | 25.862 | 1:08.328 | 51 | 36.177 | 1:08.058 | 2 | 9.166 | 59.799 |
| 48 | 11.003 | 1:13.321 | 48 | 19.876 | 1:08.340 | 48 | 31.244 | 1:09.006 | 77 | 43.244 | 1:09.412 | 1 | 37.188 | 1:05.842 |
| 77 | 11.965 | 1:14.283 | 77 | 21.275 | 1:08.777 | 77 | 31.575 | 1:07.938 | 48 | 43.419 | 1:09.918 | 51 | 44.974 | 1:08.302 |
| 69 | 14.402 | 1:16.720 | 46 | 23.286 | 1:08.266 | 46 | 35.027 | 1:09.379 | 46 | 45.957 | 1:08.673 | 48 | 53.473 | 1:09.559 |
| 46 | 14.487 | 1:16.805 | 69 | 26.471 | 1:11.536 | 69 | 39.450 | 1:10.617 | 10 | 50.055 | 1:07.909 | 46 | 54.138 | 1:07.686 |
| 16 | 15.484 | 1:17.802 | 16 | 27.214 | 1:11.197 | 10 | 39.889 | 1:09.525 | 45 | 52.571 | 1:08.909 | 77 | 54.602 | 1:10.863 |
| 10 | 15.648 | 1:17.966 | 45 | 27.391 | 1:10.825 | 16 | 41.299 | 1:11.723 | 69 | 53.456 | 1:11.749 | 10 | 57.901 | 1:07.351 |
| 45 | 16.033 | 1:18.351 | 10 | 28.002 | 1:11.821 | 45 | 41.405 | 1:11.652 | 16 | 54.428 | 1:10.872 | | | |
| 47 | 18.537 | 1:20.855 | 44 | 32.375 | 1:13.036 | 44 | 45.913 | 1:11.176 | | | | | | |
| 44 | 18.806 | 1:21.124 | 47 | 34.048 | 1:14.978 | 47 | 49.737 | 1:13.327 | | | | | | |

Weather / Track : Sunny/ Dry

msttiming.com

Pembrey
Circuit Length = 1.4560 miles.
Start: 15:38 End: 15:53

BARC BULLETIN 016

**Welsh Sports and Saloon Car Championship
RACE 5 - LAP CHART**

(contd.)

| Lap 6 | | | Lap 7 | | | Lap 8 | | | Lap 9 | | | Lap 10 | | |
|-------|--------|----------|-------|--------|----------|-------|--------|----------|-------|--------|----------|--------|--------|----------|
| No | Behind | Laptime | No | Behind | Laptime | No | Behind | Laptime | No | Behind | Laptime | No | Behind | Laptime |
| 81 | | 58.831 | 81 | | 1:00.901 | 81 | | 58.147 | 81 | | 58.340 | 81 | | 57.693 |
| 88 | 1.996 | 59.997 | 88 | 1.826 | 1:00.731 | 88 | 1.913 | 58.234 | 1 | 1 LAP | 1:06.138 | 88 | 1.238 | 57.766 |
| 45 | 1 LAP | 1:09.291 | 48 | 1 LAP | 1:09.942 | 51 | 1 LAP | 1:07.521 | 88 | 1.165 | 57.592 | 47 | 2 LAPS | 1:15.089 |
| 69 | 1 LAP | 1:10.728 | 46 | 1 LAP | 1:09.640 | 7 | 9.344 | 1:01.498 | 7 | 10.772 | 59.768 | 1 | 1 LAP | 1:07.186 |
| 16 | 1 LAP | 1:10.283 | 77 | 1 LAP | 1:09.955 | 48 | 1 LAP | 1:09.170 | 51 | 1 LAP | 1:07.808 | 7 | 12.171 | 59.092 |
| 7 | 6.897 | 1:00.155 | 10 | 1 LAP | 1:07.695 | 46 | 1 LAP | 1:08.857 | 2 | 16.334 | 59.728 | 2 | 18.951 | 1:00.310 |
| 2 | 11.948 | 1:01.613 | 7 | 5.993 | 59.997 | 2 | 14.946 | 1:01.112 | 48 | 1 LAP | 1:07.715 | 51 | 1 LAP | 1:07.728 |
| 44 | 1 LAP | 1:13.277 | 2 | 11.981 | 1:00.934 | 77 | 1 LAP | 1:09.118 | 46 | 1 LAP | 1:07.859 | 48 | 1 LAP | 1:08.225 |
| 47 | 1 LAP | 1:13.821 | 45 | 1 LAP | 1:11.502 | 10 | 1 LAP | 1:08.423 | 77 | 1 LAP | 1:08.190 | 77 | 1 LAP | 1:15.270 |
| 1 | 44.833 | 1:06.476 | 69 | 1 LAP | 1:10.866 | 45 | 1 LAP | 1:10.684 | 10 | 1 LAP | 1:08.136 | 46 | 1 LAP | 1:16.773 |
| 51 | 54.504 | 1:08.361 | 16 | 1 LAP | 1:10.716 | 69 | 1 LAP | 1:09.767 | 69 | 1 LAP | 1:12.691 | 10 | 1 LAP | 1:23.688 |
| | | | 44 | 1 LAP | 1:12.431 | 16 | 1 LAP | 1:09.800 | 45 | 1 LAP | 1:13.830 | 45 | 1 LAP | 1:11.853 |
| | | | 47 | 1 LAP | 1:13.537 | 44 | 1 LAP | 1:11.305 | 16 | 1 LAP | 1:13.469 | 69 | 1 LAP | 1:12.903 |
| | | | 1 | 50.461 | 1:06.529 | 47 | 1 LAP | 1:13.338 | 44 | 1 LAP | 1:11.853 | 16 | 1 LAP | 1:12.099 |

Weather / Track : Sunny/ Dry

msttiming.com

Pembrey
Circuit Length = 1.4560 miles.
Start: 15:38 End: 15:53

BARC BULLETIN 016

**Welsh Sports and Saloon Car Championship
RACE 5 - LAP CHART**

(contd.)

| Lap 11 | | | Lap 12 | | | Lap 13 | | | Lap 14 | | | Lap 15 | | |
|--------|--------|----------|--------|--------|----------|--------|--------|-----------|--------|--------|-----------|--------|--------|----------|
| No | Behind | Laptime | No | Behind | Laptime | No | Behind | Laptime | No | Behind | Laptime | No | Behind | Laptime |
| 81 | | 57.821 | 81 | | 57.943 | 81 | | 59.025 | 81 | | 57.841 | 81 | | 57.794 |
| 88 | 1.518 | 58.101 | 88 | 2.523 | 58.948 | 88 | 3.081 | 59.583 | 7 | 1 LAP | 1:42.108P | 88 | 3.234 | 57.976 |
| 44 | 2 LAPS | 1:12.500 | 10 | 2 LAPS | 1:09.211 | 46 | 2 LAPS | 1:09.848 | 88 | 3.052 | 57.812 | 51 | 2 LAPS | 1:08.035 |
| 7 | 15.171 | 1:00.821 | 45 | 2 LAPS | 1:09.161 | 77 | 2 LAPS | 1:09.697 | 48 | 2 LAPS | 1:09.233 | 48 | 2 LAPS | 1:07.764 |
| 1 | 1 LAP | 1:07.366 | 69 | 2 LAPS | 1:10.669 | 45 | 2 LAPS | 1:08.551 | 46 | 2 LAPS | 1:08.820 | 46 | 2 LAPS | 1:09.580 |
| 2 | 21.233 | 1:00.103 | 16 | 2 LAPS | 1:10.595 | 16 | 2 LAPS | 1:10.927 | 77 | 2 LAPS | 1:09.817 | 2 | 30.719 | 1:00.373 |
| 51 | 1 LAP | 1:08.413 | 7 | 16.979 | 59.751 | 69 | 2 LAPS | 1:11.945 | 2 | 28.140 | 1:00.544 | 77 | 2 LAPS | 1:09.712 |
| 48 | 1 LAP | 1:08.112 | 2 | 24.468 | 1:01.178 | 2 | 25.437 | 59.994 | 45 | 2 LAPS | 1:09.391 | 45 | 2 LAPS | 1:09.517 |
| 46 | 1 LAP | 1:09.500 | 44 | 2 LAPS | 1:11.838 | 1 | 1 LAP | 1:06.964 | 16 | 2 LAPS | 1:10.682 | 16 | 2 LAPS | 1:10.254 |
| 77 | 1 LAP | 1:10.383 | 1 | 1 LAP | 1:07.317 | 44 | 2 LAPS | 1:12.053 | 69 | 2 LAPS | 1:10.807 | 69 | 2 LAPS | 1:10.608 |
| | | | 51 | 1 LAP | 1:07.907 | 10 | 2 LAPS | 1:32.914P | 1 | 1 LAP | 1:08.105 | 1 | 1 LAP | 1:06.969 |
| | | | 48 | 1 LAP | 1:07.335 | 51 | 1 LAP | 1:07.911 | 44 | 2 LAPS | 1:12.316 | | | |

Weather / Track : Sunny/ Dry

msttiming.com

BARC BULLETIN 016

**Welsh Sports and Saloon Car Championship
RACE 5 - LAP CHART**

(contd.)

| Lap 16 | | | Lap 17 | | | Lap 18 | | | Lap 19 | | | Lap 20 | | |
|--------|--------|----------|--------|--------|---------|--------|--------|---------|--------|--------|---------|--------|--------|---------|
| No | Behind | Laptime | No | Behind | Laptime | No | Behind | Laptime | No | Behind | Laptime | No | Behind | Laptime |
| 81 | | 58.545 | | | | | | | | | | | | |
| 88 | 2.944 | 58.255 | | | | | | | | | | | | |
| 44 | 3 LAPS | 1:12.457 | | | | | | | | | | | | |
| 51 | 2 LAPS | 1:09.729 | | | | | | | | | | | | |
| 48 | 2 LAPS | 1:06.772 | | | | | | | | | | | | |
| 2 | 35.099 | 1:02.925 | | | | | | | | | | | | |
| 46 | 2 LAPS | 1:10.292 | | | | | | | | | | | | |
| 77 | 2 LAPS | 1:09.412 | | | | | | | | | | | | |
| 45 | 2 LAPS | 1:10.577 | | | | | | | | | | | | |
| 16 | 2 LAPS | 1:10.990 | | | | | | | | | | | | |
| 69 | 2 LAPS | 1:10.599 | | | | | | | | | | | | |
| 1 | 1 LAP | 1:06.462 | | | | | | | | | | | | |

Weather / Track : Sunny/ Dry

msttiming.com

BARC BULLETIN 006

BARC Clubmans Cup QUALIFYING - RACE 3

| POS | NO | CL | DRIVER | NAT | CAR | TIME | LAPS | GAP | MPH |
|-----|----|----|---------------------|-----|--------------------|----------|------|-------|-------|
| 1 | 5 | | Daniel GIBSON | | Mallock MK27 EBX | 59.191 | 17 | | 88.55 |
| 2 | 1 | | Barry WEBB | | Mallock MK 23 BW | 59.523 | 21 | 0.332 | 88.06 |
| 3 | 9 | | Adrian LESTER | | Mallock MK35 | 59.795 | 20 | 0.604 | 87.66 |
| 4 | 3 | | Alex OSBORNE | | Mallock MK30 PR | 59.807 | 20 | 0.616 | 87.64 |
| 5 | 4 | | Paul FREEMAN | | Ardmore FR95B | 59.926 | 21 | 0.735 | 87.46 |
| 6 | 2 | | Howard PAYNE | | Mallock MK20 | 1:00.099 | 20 | 0.908 | 87.21 |
| 7 | 6 | | Mike EVANS | | Mallock MK20 | 1:00.293 | 20 | 1.102 | 86.93 |
| 8 | 13 | | Guy PARR | | Mallock MK30 | 1:00.400 | 20 | 1.209 | 86.78 |
| 9 | 35 | | Paul GIBSON | | Mallock MK35 B EBA | 1:00.435 | 16 | 1.244 | 86.73 |
| 10 | 50 | | Clive WOOD | | Mallock MK28/30 | 1:00.637 | 20 | 1.446 | 86.44 |
| 11 | 7 | | Jamie CHAMPKIN | | Phantom P94/05 | 1:00.945 | 20 | 1.754 | 86.00 |
| 12 | 21 | | Shane BUTLER | | Mallock 27 SG EBX | 1:01.168 | 18 | 1.977 | 85.69 |
| 13 | 77 | | Phil WEAVER | | Mallock | 1:01.616 | 15 | 2.425 | 85.06 |
| 14 | 23 | | Des ANDREWS | | Mallock 23 | 1:01.694 | 19 | 2.503 | 84.96 |
| 15 | 14 | | Adrian BROWN | | Mallock MK 18B | 1:01.818 | 19 | 2.627 | 84.79 |
| 16 | 39 | | Ian MEGSON | | Mallock MK 18BW | 1:02.329 | 19 | 3.138 | 84.09 |
| 17 | 15 | | Peter BURNHAM | | Mallock MK28/30 | 1:02.613 | 19 | 3.422 | 83.71 |
| 18 | 55 | | Gareth SALTER | | Mallock MK 27 | 1:02.671 | 19 | 3.480 | 83.63 |
| 19 | 66 | | Richard GILMOUR | | Mallock U2 | 1:03.435 | 16 | 4.244 | 82.62 |
| 20 | 16 | | Christopher BURNHAM | | Mallock MK21 CD | 1:03.694 | 18 | 4.503 | 82.29 |
| 21 | 10 | | Marcus BICKNELL | | Mallock MK 27 EBX | 1:04.069 | 14 | 4.878 | 81.81 |
| 22 | 27 | | Andrew PARADISE | | Mallock MK27 | 1:05.645 | 18 | 6.454 | 79.84 |

Weather / Track : Cloudy / Dry

These results are provisional until the conclusion of any judicial and technical matters.

Pembrey

Circuit Length = 1.4560 miles.

Start: 10:10 End: 10:30

Clerk of Course:

Stewards:

Timekeeper:

BARC BULLETIN 006

BARC Clubmans Cup QUALIFYING - RACE 3 - LAP ANALYSIS

| | | | | | | | | | |
|----------|-----------------------|------------------|----------|------|-----------------|------|-----------------|------|-----------|
| 1 | Barry WEBB | Mallock MK 23 BW | | | | | | | |
| 1 - | 7:32.310 | 6 - | 1:00.655 | 11 - | 1:05.187 | 16 - | 1:01.350 | 21 - | 1:25.695P |
| 2 - | 1:08.523 | 7 - | 1:01.077 | 12 - | 1:01.803 | 17 - | 59.985 | | |
| 3 - | 1:02.990 | 8 - | 1:00.403 | 13 - | 1:00.177 | 18 - | 59.820 | | |
| 4 - | 1:00.759 | 9 - | 1:00.363 | 14 - | 59.667 | 19 - | 59.523 | | |
| 5 - | 1:00.895 | 10 - | 1:00.026 | 15 - | 1:00.866 | 20 - | 1:04.096 | | |
| 2 | Howard PAYNE | Mallock MK20 | | | | | | | |
| 1 - | 7:32.187 | 6 - | 1:00.299 | 11 - | 1:00.922 | 16 - | 1:09.235 | | |
| 2 - | 1:14.533 | 7 - | 1:01.219 | 12 - | 1:00.242 | 17 - | 1:00.314 | | |
| 3 - | 1:07.802 | 8 - | 1:01.927 | 13 - | 1:00.617 | 18 - | 1:00.099 | | |
| 4 - | 1:01.943 | 9 - | 1:01.043 | 14 - | 1:08.453 | 19 - | 1:01.955 | | |
| 5 - | 1:00.668 | 10 - | 1:00.807 | 15 - | 1:15.116 | 20 - | 1:02.086 | | |
| 3 | Alex OSBORNE | Mallock MK30 PR | | | | | | | |
| 1 - | 7:38.384 | 6 - | 59.984 | 11 - | 1:00.032 | 16 - | 1:04.695 | | |
| 2 - | 1:08.553 | 7 - | 1:01.655 | 12 - | 59.807 | 17 - | 1:00.369 | | |
| 3 - | 1:03.678 | 8 - | 1:01.426 | 13 - | 1:00.846 | 18 - | 1:02.682 | | |
| 4 - | 1:00.632 | 9 - | 1:03.403 | 14 - | 1:03.670 | 19 - | 1:05.282 | | |
| 5 - | 59.954 | 10 - | 1:00.621 | 15 - | 59.973 | 20 - | 1:17.119 | | |
| 4 | Paul FREEMAN | Ardmore FR95B | | | | | | | |
| 1 - | 7:32.008 | 6 - | 1:01.244 | 11 - | 1:00.687 | 16 - | 1:01.490 | 21 - | 1:00.179 |
| 2 - | 1:07.981 | 7 - | 1:01.472 | 12 - | 1:00.994 | 17 - | 59.967 | | |
| 3 - | 1:02.591 | 8 - | 1:02.811 | 13 - | 1:01.980 | 18 - | 59.926 | | |
| 4 - | 1:02.355 | 9 - | 1:00.878 | 14 - | 1:00.705 | 19 - | 1:00.346 | | |
| 5 - | 1:03.357 | 10 - | 1:00.515 | 15 - | 1:00.562 | 20 - | 1:00.214 | | |
| 5 | Daniel GIBSON | Mallock MK27 EBX | | | | | | | |
| 1 - | 7:38.615 | 6 - | 1:01.191 | 11 - | 1:01.003 | 16 - | 59.191 | | |
| 2 - | 1:07.437 | 7 - | 1:01.424 | 12 - | 59.527 | 17 - | 1:14.942P | | |
| 3 - | 1:02.937 | 8 - | 59.819 | 13 - | 1:10.928P | | | | |
| 4 - | 1:00.136 | 9 - | 59.614 | 14 - | 2:27.995 | | | | |
| 5 - | 59.463 | 10 - | 59.649 | 15 - | 1:00.831 | | | | |
| 6 | Mike EVANS | Mallock MK20 | | | | | | | |
| 1 - | 7:46.606 | 6 - | 1:01.603 | 11 - | 1:00.895 | 16 - | 1:01.931 | | |
| 2 - | 1:11.501 | 7 - | 1:01.972 | 12 - | 1:00.888 | 17 - | 1:00.831 | | |
| 3 - | 1:08.251 | 8 - | 1:01.577 | 13 - | 1:00.830 | 18 - | 1:01.249 | | |
| 4 - | 1:06.691 | 9 - | 1:06.551 | 14 - | 1:00.381 | 19 - | 1:00.614 | | |
| 5 - | 1:03.291 | 10 - | 1:01.612 | 15 - | 1:00.293 | 20 - | 1:00.798 | | |
| 7 | Jamie CHAMPKIN | Phantom P94/05 | | | | | | | |
| 1 - | 7:37.256 | 6 - | 1:04.027 | 11 - | 1:01.456 | 16 - | 1:01.182 | | |
| 2 - | 1:18.371 | 7 - | 1:02.499 | 12 - | 1:01.985 | 17 - | 1:01.189 | | |
| 3 - | 1:13.024 | 8 - | 1:02.529 | 13 - | 1:01.035 | 18 - | 1:00.945 | | |
| 4 - | 1:08.900 | 9 - | 1:03.062 | 14 - | 1:04.744 | 19 - | 1:01.362 | | |
| 5 - | 1:06.550 | 10 - | 1:02.621 | 15 - | 1:03.367 | 20 - | 1:01.491 | | |

Weather / Track : Cloudy / Dry

msttiming.com

Page 1 of 4

Pembrey
Circuit Length = 1.4560 miles.
Start: 10:10 End: 10:30
Printed - 10:34 Sunday, 15 October 2006

BARC BULLETIN 006

BARC Clubmans Cup QUALIFYING - RACE 3 - LAP ANALYSIS

(contd.)

| | | | | | | | |
|-----------|----------------------------|-------------------|-----------------|------|-----------------|------|-----------------|
| 9 | Adrian LESTER | Mallock MK35 | | | | | |
| 1 - | 7:33.404 | 6 - | 1:00.625 | 11 - | 1:01.658 | 16 - | 1:01.412 |
| 2 - | 1:11.884 | 7 - | 1:02.778 | 12 - | 59.795 | 17 - | 1:00.290 |
| 3 - | 1:05.966 | 8 - | 1:02.328 | 13 - | 1:00.294 | 18 - | 1:01.146 |
| 4 - | 1:02.607 | 9 - | 1:00.998 | 14 - | 1:02.123 | 19 - | 1:02.291 |
| 5 - | 1:01.584 | 10 - | 1:00.640 | 15 - | 1:01.169 | 20 - | 1:00.503 |
| 10 | Marcus BICKNELL | Mallock MK 27 EBX | | | | | |
| 1 - | 7:51.653 | 6 - | 1:06.549 | 11 - | 1:04.755 | | |
| 2 - | 1:14.744 | 7 - | 1:04.816 | 12 - | 1:04.069 | | |
| 3 - | 1:08.114 | 8 - | 1:06.327 | 13 - | 1:08.117 | | |
| 4 - | 1:06.792 | 9 - | 1:04.857 | 14 - | 1:19.011P | | |
| 5 - | 1:05.937 | 10 - | 1:04.568 | | | | |
| 13 | Guy PARR | Mallock MK30 | | | | | |
| 1 - | 7:47.640 | 6 - | 1:01.375 | 11 - | 1:01.622 | 16 - | 1:00.900 |
| 2 - | 1:12.336 | 7 - | 1:00.522 | 12 - | 1:00.970 | 17 - | 1:00.400 |
| 3 - | 1:06.828 | 8 - | 1:15.857 | 13 - | 1:01.366 | 18 - | 1:01.196 |
| 4 - | 1:04.146 | 9 - | 1:02.244 | 14 - | 1:01.189 | 19 - | 1:01.464 |
| 5 - | 1:02.042 | 10 - | 1:00.942 | 15 - | 1:00.492 | 20 - | 1:00.814 |
| 14 | Adrian BROWN | Mallock MK 18B | | | | | |
| 1 - | 7:42.776 | 6 - | 1:02.171 | 11 - | 1:17.503P | 16 - | 1:01.841 |
| 2 - | 1:14.150 | 7 - | 1:02.039 | 12 - | 1:54.838 | 17 - | 1:01.873 |
| 3 - | 1:09.022 | 8 - | 1:01.818 | 13 - | 1:03.129 | 18 - | 1:04.185 |
| 4 - | 1:04.575 | 9 - | 1:02.445 | 14 - | 1:02.345 | 19 - | 1:02.392 |
| 5 - | 1:04.122 | 10 - | 1:02.259 | 15 - | 1:01.942 | | |
| 15 | Peter BURNHAM | Mallock MK28/30 | | | | | |
| 1 - | 7:55.386 | 6 - | 1:05.552 | 11 - | 1:02.711 | 16 - | 1:03.839 |
| 2 - | 1:16.372 | 7 - | 1:03.630 | 12 - | 1:11.025 | 17 - | 1:03.783 |
| 3 - | 1:08.760 | 8 - | 1:03.571 | 13 - | 1:03.912 | 18 - | 1:02.768 |
| 4 - | 1:04.181 | 9 - | 1:02.613 | 14 - | 1:06.266 | 19 - | 1:02.885 |
| 5 - | 1:03.959 | 10 - | 1:03.087 | 15 - | 1:05.733 | | |
| 16 | Christopher BURNHAM | Mallock MK21 CD | | | | | |
| 1 - | 8:00.168 | 6 - | 1:04.573 | 11 - | 1:04.406 | 16 - | 1:04.701 |
| 2 - | 1:14.705 | 7 - | 1:03.694 | 12 - | 1:04.273 | 17 - | 1:03.725 |
| 3 - | 1:09.859 | 8 - | 1:10.009 | 13 - | 1:04.252 | 18 - | 1:22.470P |
| 4 - | 1:05.196 | 9 - | 1:16.166 | 14 - | 1:14.037P | | |
| 5 - | 1:04.790 | 10 - | 1:05.539 | 15 - | 1:42.165 | | |
| 21 | Shane BUTLER | Mallock 27 SG EBX | | | | | |
| 1 - | 7:52.253 | 6 - | 1:11.519P | 11 - | 1:01.447 | 16 - | 1:01.168 |
| 2 - | 1:12.922 | 7 - | 2:28.921 | 12 - | 1:02.048 | 17 - | 1:01.450 |
| 3 - | 1:04.105 | 8 - | 1:05.921 | 13 - | 1:02.445 | 18 - | 1:11.890P |
| 4 - | 1:07.066 | 9 - | 1:01.703 | 14 - | 1:01.672 | | |
| 5 - | 1:04.264 | 10 - | 1:02.844 | 15 - | 1:01.912 | | |

Weather / Track : Cloudy / Dry

msttiming.com

Page 2 of 4

Pembrey
Circuit Length = 1.4560 miles.
Start: 10:10 End: 10:30
Printed - 10:34 Sunday, 15 October 2006

BARC BULLETIN 006

BARC Clubmans Cup QUALIFYING - RACE 3 - LAP ANALYSIS

(contd.)

| | | | | |
|--------------|---------------------------|----------------------------|----------------------|--|
| 23 | Des ANDREWS | Mallock 23 | | |
| 1 - 7:55.697 | 6 - 1:13.425 | 11 - 1:08.416 | 16 - 1:03.483 | |
| 2 - 1:11.954 | 7 - 1:02.758 | 12 - 1:03.998 | 17 - 1:02.077 | |
| 3 - 1:06.519 | 8 - 1:03.264 | 13 - 1:08.788 | 18 - 1:02.097 | |
| 4 - 1:04.266 | 9 - 1:01.694 | 14 - 1:02.268 | 19 - 1:07.903 | |
| 5 - 1:06.112 | 10 - 1:01.873 | 15 - 1:02.680 | | |
| 27 | Andrew PARADISE | Mallock MK27 | | |
| 1 - 8:02.171 | 6 - 1:09.245 | 11 - 1:06.761 | 16 - 1:09.347 | |
| 2 - 1:21.066 | 7 - 1:16.043 | 12 - 1:05.645 | 17 - 1:08.434 | |
| 3 - 1:11.310 | 8 - 1:09.947 | 13 - 1:09.855 | 18 - 1:07.746 | |
| 4 - 1:07.234 | 9 - 1:08.100 | 14 - 1:13.791 | | |
| 5 - 1:06.496 | 10 - 1:08.623 | 15 - 1:10.473 | | |
| 35 | Paul GIBSON | Mallock MK35 B EBA | | |
| 1 - 7:35.402 | 6 - 1:00.808 | 11 - 1:00.453 | 16 - 1:01.437 | |
| 2 - 1:07.693 | 7 - 1:01.026 | 12 - 1:01.166 | | |
| 3 - 1:01.388 | 8 - 1:13.219 ^P | 13 - 1:00.435 | | |
| 4 - 1:01.122 | 9 - 5:01.806 | 14 - 1:00.968 | | |
| 5 - 1:01.142 | 10 - 1:01.266 | 15 - 1:01.278 | | |
| 39 | Ian MEGSON | Mallock MK 18BW | | |
| 1 - 8:07.402 | 6 - 1:07.363 | 11 - 1:02.784 | 16 - 1:02.380 | |
| 2 - 1:17.282 | 7 - 1:03.628 | 12 - 1:03.048 | 17 - 1:03.390 | |
| 3 - 1:10.657 | 8 - 1:04.701 | 13 - 1:03.003 | 18 - 1:02.369 | |
| 4 - 1:07.287 | 9 - 1:03.530 | 14 - 1:03.951 | 19 - 1:04.021 | |
| 5 - 1:06.592 | 10 - 1:03.287 | 15 - 1:02.329 | | |
| 50 | Clive WOOD | Mallock MK28/30 | | |
| 1 - 8:08.942 | 6 - 1:03.495 | 11 - 1:01.332 | 16 - 1:00.637 | |
| 2 - 1:09.948 | 7 - 1:01.960 | 12 - 1:04.989 | 17 - 1:01.061 | |
| 3 - 1:04.453 | 8 - 1:01.589 | 13 - 1:01.017 | 18 - 1:02.143 | |
| 4 - 1:01.513 | 9 - 1:01.400 | 14 - 1:00.789 | 19 - 1:01.829 | |
| 5 - 1:02.476 | 10 - 1:00.980 | 15 - 1:01.180 | 20 - 1:00.696 | |
| 55 | Gareth SALTER | Mallock MK 27 | | |
| 1 - 7:55.190 | 6 - 1:06.484 | 11 - 1:03.109 | 16 - 1:03.312 | |
| 2 - 1:12.138 | 7 - 1:04.375 | 12 - 1:02.671 | 17 - 1:05.897 | |
| 3 - 1:07.384 | 8 - 1:03.205 | 13 - 1:03.191 | 18 - 1:04.621 | |
| 4 - 1:04.723 | 9 - 1:03.226 | 14 - 1:04.564 | 19 - 1:03.056 | |
| 5 - 1:05.510 | 10 - 1:03.262 | 15 - 1:04.201 | | |
| 66 | Richard GILMOUR | Mallock U2 | | |
| 1 - 8:04.315 | 6 - 1:04.547 | 11 - 1:03.923 | 16 - 3:33.924 | |
| 2 - 1:17.277 | 7 - 1:05.053 | 12 - 1:03.435 | | |
| 3 - 1:07.320 | 8 - 1:05.274 | 13 - 1:04.039 | | |
| 4 - 1:05.705 | 9 - 1:04.890 | 14 - 1:05.332 | | |
| 5 - 1:05.040 | 10 - 1:05.994 | 15 - 1:16.769 ^P | | |

Weather / Track : Cloudy / Dry

msttiming.com

Page 3 of 4

Pembrey
Circuit Length = 1.4560 miles.
Start: 10:10 End: 10:30
Printed - 10:34 Sunday, 15 October 2006

BARC BULLETIN 006

**BARC Clubmans Cup
QUALIFYING - RACE 3 - LAP ANALYSIS**

(contd.)

| 77 | Phil WEAVER | Mallock |
|--------------|---------------------|----------------|
| 1 - 7:31.641 | 6 - 1:14.478P | 11 - 1:18.833P |
| 2 - 1:15.851 | 7 - 2:16.665 | 12 - 3:01.944 |
| 3 - 1:06.794 | 8 - 1:02.253 | 13 - 1:02.799 |
| 4 - 1:04.055 | 9 - 1:01.616 | 14 - 1:03.410 |
| 5 - 1:02.426 | 10 - 1:01.921 | 15 - 1:28.386P |

Weather / Track : Cloudy / Dry

msttiming.com

BARC BULLETIN 006

**BARC Clubmans Cup
GRID FOR RACE 3**

| | | |
|--------|-------------------------|-------------------------|
| ROW 11 | 1:04.069 10 BICKNELL | 1:05.645 27 PARADISE |
| ROW 10 | 1:03.435 66 GILMOUR | 1:03.694 16 BURNHAM |
| ROW 9 | 1:02.613 15 BURNHAM | 1:02.671 55 SALTER |
| ROW 8 | 1:01.818 14 BROWN | 1:02.329 39 MEGSON |
| ROW 7 | 1:01.616 77 WEAVER | 1:01.694 23 ANDREWS |
| ROW 6 | 1:00.945 7 CHAMPKIN | 1:01.168 21 BUTLER |
| ROW 5 | 1:00.435 35 GIBSON | 1:00.637 50 WOOD |
| ROW 4 | 1:00.293 6 EVANS | 1:00.400 13 PARR |
| ROW 3 | 59.926 4 FREEMAN | 1:00.099 2 PAYNE |
| ROW 2 | 59.795 9 LESTER | 59.807 3 OSBORNE |
| ROW 1 | 59.191 5 GIBSON | 59.523 1 WEBB |
| | POLE | |

Weather / Track : Cloudy / Dry

These results are provisional until the conclusion of any judicial and technical matters.

Pembrey
Circuit Length = 1.4560 miles.
Start: 10:10 End: 10:30

| | | |
|------------------|-----------|-------------|
| Clerk of Course: | Stewards: | Timekeeper: |
|------------------|-----------|-------------|

BARC BULLETIN 013

BARC Clubmans Cup RACE CLASSIFICATION - RACE 2

| POS | NO | CL | DRIVER | NAT | CAR | TIME | LAPS | GAP | MPH | BEST |
|-----|----|----|---------------------|-----|--------------------|-----------|------|--------|-------|----------|
| 1 | 1 | | Barry WEBB | | Mallock MK 23 BW | 14:19.946 | 14 | | 85.33 | 1:00.619 |
| 2 | 9 | | Adrian LESTER | | Mallock MK35 | 14:21.357 | 14 | 1.411 | 85.19 | 1:00.481 |
| 3 | 3 | | Alex OSBORNE | | Mallock MK30 PR | 14:26.019 | 14 | 6.073 | 84.73 | 1:00.835 |
| 4 | 2 | | Howard PAYNE | | Mallock MK20 | 14:27.091 | 14 | 7.145 | 84.63 | 1:00.934 |
| 5 | 4 | | Paul FREEMAN | | Ardmore FR95B | 14:27.337 | 14 | 7.391 | 84.60 | 1:00.811 |
| 6 | 35 | | Paul GIBSON | | Mallock MK35 B EBA | 14:28.110 | 14 | 8.164 | 84.53 | 1:00.619 |
| 7 | 6 | | Mike EVANS | | Mallock MK20 | 14:32.955 | 14 | 13.009 | 84.06 | 1:00.967 |
| 8 | 50 | | Clive WOOD | | Mallock MK28/30 | 14:33.706 | 14 | 13.760 | 83.99 | 1:01.116 |
| 9 | 7 | | Jamie CHAMPKIN | | Phantom P94/05 | 14:40.326 | 14 | 20.380 | 83.35 | 1:01.794 |
| 10 | 14 | | Adrian BROWN | | Mallock MK 18B | 14:52.266 | 14 | 32.320 | 82.24 | 1:02.218 |
| 11 | 39 | | Ian MEGSON | | Mallock MK 18BW | 15:02.179 | 14 | 42.233 | 81.33 | 1:03.007 |
| 12 | 10 | | Marcus BICKNELL | | Mallock MK 27 EBX | 15:02.845 | 14 | 42.899 | 81.27 | 1:02.949 |
| 13 | 55 | | Gareth SALTER | | Mallock MK 27 | 15:06.014 | 14 | 46.068 | 80.99 | 1:02.938 |
| 14 | 15 | | Peter BURNHAM | | Mallock MK28/30 | 15:07.130 | 14 | 47.184 | 80.89 | 1:02.832 |
| 15 | 77 | | Phil WEAVER | | Mallock | 15:07.438 | 14 | 47.492 | 80.86 | 1:02.260 |
| 16 | 66 | | Richard GILMOUR | | Mallock U2 | 15:14.881 | 14 | 54.935 | 80.21 | 1:03.586 |
| 17 | 16 | | Christopher BURNHAM | | Mallock MK21 CD | 14:48.568 | 13 | 1 LAP | 76.68 | 1:04.723 |
| 18 | 27 | | Andrew PARADISE | | Mallock MK27 | 14:50.034 | 13 | 1 LAP | 76.56 | 1:05.426 |

NOT CLASSIFIED

| | | | | | | | |
|----|--------------|-------------------|----------|---|--------|-------|----------|
| 21 | Shane BUTLER | Mallock 27 SG EBX | 2:43.780 | 2 | D.N.F. | 64.00 | 1:15.985 |
| 23 | Des ANDREWS | Mallock 23 | 1:36.764 | 1 | D.N.F. | 54.16 | |

FASTEST LAP

| | | | | | | | |
|---|---------------|--------------|----------|---|----------|-----------|--|
| 9 | Adrian LESTER | Mallock MK35 | 1:00.481 | 8 | 86.66mph | 139.47kph | |
|---|---------------|--------------|----------|---|----------|-----------|--|

Weather / Track : Sunny / Dry

These results are provisional until the conclusion of any judicial and technical matters.

Pembrey

Circuit Length = 1.4560 miles.

Start: 14:30 End: 14:44

| | | |
|------------------|-----------|-------------|
| Clerk of Course: | Stewards: | Timekeeper: |
|------------------|-----------|-------------|

BARC BULLETIN 013

**BARC Clubmans Cup
RACE 3 - LAP CHART**

| Lap 1 | | | Lap 2 | | | Lap 3 | | | Lap 4 | | | Lap 5 | | |
|-------|--------|-----------|-------|--------|-----------|-------|--------|----------|-------|--------|----------|-------|--------|----------|
| No | Behind | Laptime | No | Behind | Laptime | No | Behind | Laptime | No | Behind | Laptime | No | Behind | Laptime |
| 1 | | 1:06.761 | 1 | | 1:00.742 | 1 | | 1:00.675 | 1 | | 1:00.764 | 1 | | 1:00.619 |
| 9 | 0.977 | 1:07.738 | 9 | 2.070 | 1:01.835 | 9 | 2.358 | 1:00.963 | 9 | 2.493 | 1:00.899 | 9 | 2.711 | 1:00.837 |
| 4 | 1.636 | 1:08.397 | 4 | 2.496 | 1:01.602 | 4 | 3.443 | 1:01.622 | 4 | 3.771 | 1:01.092 | 4 | 4.310 | 1:01.158 |
| 3 | 2.365 | 1:09.126 | 3 | 3.126 | 1:01.503 | 3 | 4.272 | 1:01.821 | 3 | 4.572 | 1:01.064 | 3 | 4.963 | 1:01.010 |
| 2 | 3.176 | 1:09.937 | 2 | 3.799 | 1:01.365 | 2 | 5.177 | 1:02.053 | 2 | 5.547 | 1:01.134 | 2 | 5.937 | 1:01.009 |
| 6 | 3.358 | 1:10.119 | 35 | 5.305 | 1:02.353 | 35 | 5.837 | 1:01.207 | 35 | 6.239 | 1:01.166 | 35 | 6.705 | 1:01.085 |
| 35 | 3.694 | 1:10.455 | 6 | 5.560 | 1:02.944 | 6 | 6.607 | 1:01.722 | 6 | 7.165 | 1:01.322 | 6 | 8.063 | 1:01.517 |
| 50 | 3.926 | 1:10.687 | 50 | 6.588 | 1:03.404 | 50 | 7.573 | 1:01.660 | 50 | 8.575 | 1:01.766 | 50 | 9.676 | 1:01.720 |
| 7 | 4.775 | 1:11.536 | 7 | 7.062 | 1:03.029 | 7 | 8.531 | 1:02.144 | 7 | 10.098 | 1:02.331 | 7 | 11.505 | 1:02.026 |
| 14 | 8.483 | 1:15.244 | 14 | 10.740 | 1:02.999 | 14 | 12.651 | 1:02.586 | 14 | 14.135 | 1:02.248 | 14 | 15.734 | 1:02.218 |
| 77 | 8.927 | 1:15.688 | 77 | 11.694 | 1:03.509 | 77 | 13.466 | 1:02.447 | 77 | 15.198 | 1:02.496 | 77 | 17.079 | 1:02.500 |
| 21 | 9.224 | 1:15.985 | 10 | 12.638 | 1:03.987 | 10 | 15.268 | 1:03.305 | 10 | 17.528 | 1:03.024 | 10 | 20.141 | 1:03.232 |
| 39 | 9.340 | 1:16.101 | 39 | 13.317 | 1:04.719 | 39 | 15.785 | 1:03.143 | 39 | 18.159 | 1:03.138 | 39 | 20.913 | 1:03.373 |
| 10 | 9.393 | 1:16.154 | 55 | 16.285 | 1:06.233 | 55 | 19.709 | 1:04.099 | 55 | 22.827 | 1:03.882 | 55 | 26.094 | 1:03.886 |
| 15 | 10.007 | 1:16.768 | 15 | 17.013 | 1:07.748 | 15 | 20.597 | 1:04.259 | 15 | 23.737 | 1:03.904 | 15 | 26.995 | 1:03.877 |
| 55 | 10.794 | 1:17.555 | 66 | 19.642 | 1:09.276 | 66 | 23.075 | 1:04.108 | 66 | 26.277 | 1:03.966 | 66 | 29.336 | 1:03.678 |
| 66 | 11.108 | 1:17.869 | 16 | 20.943 | 1:08.964 | 16 | 25.783 | 1:05.515 | 16 | 30.189 | 1:05.170 | 16 | 34.293 | 1:04.723 |
| 16 | 12.721 | 1:19.482 | 27 | 24.437 | 1:07.723 | 27 | 29.188 | 1:05.426 | 27 | 34.242 | 1:05.818 | 27 | 39.507 | 1:05.884 |
| 27 | 17.456 | 1:24.217 | 21 | 36.277 | 1:27.795P | | | | | | | | | |
| 23 | 30.003 | 1:36.764P | | | | | | | | | | | | |

Weather / Track : Sunny / Dry

msttiming.com

Pembrey
Circuit Length = 1.4560 miles.
Start: 14:30 End: 14:44

BARC BULLETIN 013

**BARC Clubmans Cup
RACE 3 - LAP CHART**

(contd.)

| Lap 6 | | | Lap 7 | | | Lap 8 | | | Lap 9 | | | Lap 10 | | |
|-------|--------|----------|-------|--------|----------|-------|----------|----------|-------|--------|----------|--------|--------|----------|
| No | Behind | Laptime | No | Behind | Laptime | No | Behind | Laptime | No | Behind | Laptime | No | Behind | Laptime |
| 1 | | 1:00.933 | 1 | | 1:01.132 | 1 | | 1:00.863 | 1 | | 1:01.104 | 1 | | 1:01.500 |
| 9 | 2.523 | 1:00.745 | 9 | 2.137 | 1:00.746 | 9 | 1.755 | 1:00.481 | 9 | 1.934 | 1:01.283 | 27 | 1 LAP | 1:07.373 |
| 4 | 4.430 | 1:01.053 | 4 | 4.294 | 1:00.996 | 4 | 4.637 | 1:01.206 | 4 | 4.655 | 1:01.122 | 9 | 1.900 | 1:01.466 |
| 3 | 4.967 | 1:00.937 | 3 | 4.799 | 1:00.964 | 3 | 5.149 | 1:01.213 | 3 | 5.284 | 1:01.239 | 4 | 5.096 | 1:01.941 |
| 2 | 6.061 | 1:01.057 | 2 | 5.949 | 1:01.020 | 2 | 6.020 | 1:00.934 | 2 | 6.080 | 1:01.164 | 3 | 5.742 | 1:01.958 |
| 35 | 7.529 | 1:01.757 | 35 | 7.128 | 1:00.731 | 35 | 7.085 | 1:00.820 | 35 | 6.600 | 1:00.619 | 2 | 6.241 | 1:01.661 |
| 6 | 10.179 | 1:03.049 | 6 | 11.153 | 1:02.106 | 6 | 12.098 | 1:01.808 | 6 | 11.961 | 1:00.967 | 35 | 6.301 | 1:01.201 |
| 50 | 10.671 | 1:01.928 | 50 | 11.537 | 1:01.998 | 50 | 12.715 | 1:02.041 | 50 | 12.727 | 1:01.116 | 16 | 1 LAP | 1:10.980 |
| 7 | 12.525 | 1:01.953 | 7 | 13.264 | 1:01.871 | 7 | 14.326 | 1:01.925 | 7 | 15.016 | 1:01.794 | 6 | 11.577 | 1:01.116 |
| 14 | 17.805 | 1:03.004 | 14 | 20.180 | 1:03.507 | 14 | 21.821 | 1:02.504 | 14 | 24.056 | 1:03.339 | 50 | 12.886 | 1:01.659 |
| 77 | 18.669 | 1:02.523 | 77 | 21.141 | 1:03.604 | 77 | 22.538 | 1:02.260 | 39 | 31.153 | 1:03.839 | 7 | 15.479 | 1:01.963 |
| 10 | 22.473 | 1:03.265 | 39 | 25.467 | 1:03.609 | 39 | 28.418 | 1:03.814 | 10 | 32.575 | 1:04.258 | 14 | 25.648 | 1:03.092 |
| 39 | 22.990 | 1:03.010 | 10 | 25.473 | 1:04.132 | 10 | 29.421 | 1:04.811 | 55 | 36.518 | 1:03.582 | 39 | 32.660 | 1:03.007 |
| 55 | 28.669 | 1:03.508 | 55 | 31.242 | 1:03.705 | 55 | 34.040 | 1:03.661 | 15 | 37.783 | 1:04.275 | 10 | 34.386 | 1:03.311 |
| 15 | 29.582 | 1:03.520 | 15 | 31.934 | 1:03.484 | 15 | 34.612 | 1:03.541 | 77 | 39.158 | 1:17.724 | 55 | 38.345 | 1:03.327 |
| 66 | 32.441 | 1:04.038 | 66 | 35.523 | 1:04.214 | 66 | 38.346 | 1:03.686 | 66 | 41.411 | 1:04.169 | 15 | 39.476 | 1:03.193 |
| 16 | 38.130 | 1:04.770 | 16 | 41.849 | 1:04.851 | 27 | 55.234 | 1:06.750 | | | | 77 | 41.450 | 1:03.792 |
| 27 | 44.302 | 1:05.728 | 27 | 49.347 | 1:06.177 | 16 | 1:00.777 | 1:19.791 | | | | 66 | 44.293 | 1:04.382 |

Weather / Track : Sunny / Dry

msttiming.com

Page 2 of 3

Pembrey
Circuit Length = 1.4560 miles.
Start: 14:30 End: 14:44

Printed - 14:48 Sunday, 15 October 2006

BARC BULLETIN 013

**BARC Clubmans Cup
RACE 3 - LAP CHART**

(contd.)

| Lap 11 | | | Lap 12 | | | Lap 13 | | | Lap 14 | | | Lap 15 | | |
|--------|--------|----------|--------|--------|----------|--------|--------|----------|--------|--------|----------|--------|--------|---------|
| No | Behind | Laptime | No | Behind | Laptime | No | Behind | Laptime | No | Behind | Laptime | No | Behind | Laptime |
| 1 | | 1:01.195 | 1 | | 1:00.733 | 1 | | 1:01.427 | 1 | | 1:01.498 | | | |
| 9 | 2.327 | 1:01.622 | 9 | 2.311 | 1:00.717 | 9 | 1.496 | 1:00.612 | 9 | 1.411 | 1:01.413 | | | |
| 3 | 6.364 | 1:01.817 | 3 | 7.003 | 1:01.372 | 3 | 6.411 | 1:00.835 | 3 | 6.073 | 1:01.160 | | | |
| 4 | 6.704 | 1:02.803 | 2 | 7.649 | 1:01.344 | 2 | 7.383 | 1:01.161 | 2 | 7.145 | 1:01.260 | | | |
| 35 | 6.784 | 1:01.678 | 4 | 8.238 | 1:02.267 | 4 | 8.078 | 1:01.267 | 4 | 7.391 | 1:00.811 | | | |
| 2 | 7.038 | 1:01.992 | 35 | 8.599 | 1:02.548 | 35 | 9.029 | 1:01.857 | 35 | 8.164 | 1:00.633 | | | |
| 27 | 1 LAP | 1:10.473 | 6 | 13.203 | 1:02.042 | 6 | 13.111 | 1:01.335 | 6 | 13.009 | 1:01.396 | | | |
| 6 | 11.894 | 1:01.512 | 50 | 14.250 | 1:01.703 | 50 | 14.058 | 1:01.235 | 50 | 13.760 | 1:01.200 | | | |
| 50 | 13.280 | 1:01.589 | 27 | 1 LAP | 1:08.156 | 7 | 19.471 | 1:03.022 | 7 | 20.380 | 1:02.407 | | | |
| 16 | 1 LAP | 1:06.749 | 7 | 17.876 | 1:02.497 | 16 | 1 LAP | 1:05.355 | 16 | 1 LAP | 1:05.884 | | | |
| 7 | 16.112 | 1:01.828 | 16 | 1 LAP | 1:06.334 | 27 | 1 LAP | 1:09.407 | 27 | 1 LAP | 1:06.902 | | | |
| 14 | 27.239 | 1:02.786 | 14 | 29.567 | 1:03.061 | 14 | 31.208 | 1:03.068 | 14 | 32.320 | 1:02.610 | | | |
| 39 | 34.615 | 1:03.150 | 39 | 38.033 | 1:04.151 | 39 | 40.047 | 1:03.441 | 39 | 42.233 | 1:03.684 | | | |
| 10 | 36.828 | 1:03.637 | 10 | 39.313 | 1:03.218 | 10 | 40.835 | 1:02.949 | 10 | 42.899 | 1:03.562 | | | |
| 55 | 40.160 | 1:03.010 | 55 | 42.798 | 1:03.371 | 55 | 44.309 | 1:02.938 | 55 | 46.068 | 1:03.257 | | | |
| 15 | 41.359 | 1:03.078 | 15 | 43.458 | 1:02.832 | 15 | 45.124 | 1:03.093 | 15 | 47.184 | 1:03.558 | | | |
| 77 | 43.537 | 1:03.282 | 77 | 45.298 | 1:02.494 | 77 | 46.501 | 1:02.630 | 77 | 47.492 | 1:02.489 | | | |
| 66 | 46.684 | 1:03.586 | 66 | 49.630 | 1:03.679 | 66 | 51.933 | 1:03.730 | 66 | 54.935 | 1:04.500 | | | |

Weather / Track : Sunny / Dry

msttiming.com

Page 3 of 3

Pembrey
Circuit Length = 1.4560 miles.
Start: 14:30 End: 14:44

Printed - 14:48 Sunday, 15 October 2006

BARC BULLETIN 009

BARC Clubmans Cup QUALIFYING - RACE 6

| POS | NO | CL | DRIVER | NAT | CAR | TIME | LAPS | GAP | MPH |
|-----|----|----|---------------------|-----|--------------------|----------|------|-------|-------|
| 1 | 1 | | Barry WEBB | | Mallock MK 23 BW | 59.218 | 17 | | 88.51 |
| 2 | 3 | | Alex OSBORNE | | Mallock MK30 PR | 59.307 | 16 | 0.089 | 88.38 |
| 3 | 9 | | Adrian LESTER | | Mallock MK35 | 59.564 | 17 | 0.346 | 87.99 |
| 4 | 5 | | Daniel GIBSON | | Mallock MK27 EBX | 59.617 | 9 | 0.399 | 87.92 |
| 5 | 2 | | Howard PAYNE | | Mallock MK20 | 59.913 | 17 | 0.695 | 87.48 |
| 6 | 6 | | Mike EVANS | | Mallock MK20 | 1:00.005 | 17 | 0.787 | 87.35 |
| 7 | 7 | | Jamie CHAMPKIN | | Phantom P94/05 | 1:00.046 | 17 | 0.828 | 87.29 |
| 8 | 4 | | Paul FREEMAN | | Ardmore FR95B | 1:00.068 | 17 | 0.850 | 87.26 |
| 9 | 13 | | Guy PARR | | Mallock MK30 | 1:00.175 | 16 | 0.957 | 87.10 |
| 10 | 50 | | Clive WOOD | | Mallock MK28/30 | 1:00.928 | 17 | 1.710 | 86.02 |
| 11 | 14 | | Adrian BROWN | | Mallock MK 18B | 1:01.181 | 14 | 1.963 | 85.67 |
| 12 | 23 | | Des ANDREWS | | Mallock 23 | 1:01.402 | 16 | 2.184 | 85.36 |
| 13 | 35 | | Paul GIBSON | | Mallock MK35 B EBA | 1:01.582 | 4 | 2.364 | 85.11 |
| 14 | 21 | | Shane BUTLER | | Mallock 27 SG EBX | 1:01.630 | 15 | 2.412 | 85.04 |
| 15 | 77 | | Phil WEAVER | | Mallock | 1:01.768 | 10 | 2.550 | 84.85 |
| 16 | 15 | | Peter BURNHAM | | Mallock MK28/30 | 1:02.046 | 16 | 2.828 | 84.47 |
| 17 | 39 | | Ian MEGSON | | Mallock MK 18BW | 1:02.167 | 16 | 2.949 | 84.31 |
| 18 | 66 | | Richard GILMOUR | | Mallock U2 | 1:02.406 | 17 | 3.188 | 83.99 |
| 19 | 10 | | Marcus BICKNELL | | Mallock MK 27 EBX | 1:02.664 | 16 | 3.446 | 83.64 |
| 20 | 55 | | Gareth SALTER | | Mallock MK 27 | 1:02.899 | 16 | 3.681 | 83.33 |
| 21 | 16 | | Christopher BURNHAM | | Mallock MK21 CD | 1:03.274 | 16 | 4.056 | 82.84 |
| 22 | 27 | | Andrew PARADISE | | Mallock MK27 | 1:04.103 | 15 | 4.885 | 81.76 |

Weather / Track : Cloudy / Dry

These results are provisional until the conclusion of any judicial and technical matters.

Pembrey

Circuit Length = 1.4560 miles.

Start: 11:59 End: 12:16

| | | |
|------------------|-----------|-------------|
| Clerk of Course: | Stewards: | Timekeeper: |
|------------------|-----------|-------------|

BARC BULLETIN 009

BARC Clubmans Cup QUALIFYING - RACE 6 - LAP ANALYSIS

| | | | | |
|---------------|-----------------------|----------------------|----------------------|--|
| 1 | Barry WEBB | Mallock MK 23 BW | | |
| 1 - X:00.000 | 6 - 1:00.790 | 11 - 1:02.694 | 16 - 1:02.745 | |
| 2 - 1:09.349 | 7 - 1:12.146 | 12 - 1:02.726 | 17 - 59.218 | |
| 3 - 1:02.525 | 8 - 1:00.060 | 13 - 59.625 | | |
| 4 - 1:02.625 | 9 - 1:02.313 | 14 - 59.799 | | |
| 5 - 59.704 | 10 - 59.641 | 15 - 59.530 | | |
| 2 | Howard PAYNE | Mallock MK20 | | |
| 1 - X:00.000 | 6 - 1:01.567 | 11 - 1:02.135 | 16 - 59.913 | |
| 2 - 1:09.511 | 7 - 1:08.322 | 12 - 1:05.778 | 17 - 1:00.035 | |
| 3 - 1:02.413 | 8 - 1:04.892 | 13 - 1:00.886 | | |
| 4 - 1:01.096 | 9 - 1:00.317 | 14 - 1:01.162 | | |
| 5 - 1:00.404 | 10 - 1:08.327 | 15 - 1:01.647 | | |
| 3 | Alex OSBORNE | Mallock MK30 PR | | |
| 1 - X:00.000 | 6 - 59.579 | 11 - 1:02.716 | 16 - 1:31.537P | |
| 2 - 1:03.536 | 7 - 59.593 | 12 - 1:13.804 | | |
| 3 - 1:00.340 | 8 - 59.318 | 13 - 59.611 | | |
| 4 - 59.373 | 9 - 1:07.521 | 14 - 1:02.563 | | |
| 5 - 59.793 | 10 - 59.307 | 15 - 59.844 | | |
| 4 | Paul FREEMAN | Ardmore FR95B | | |
| 1 - X:00.000 | 6 - 1:00.921 | 11 - 1:00.641 | 16 - 1:00.546 | |
| 2 - 1:09.499 | 7 - 1:01.813 | 12 - 1:04.396 | 17 - 1:00.793 | |
| 3 - 1:02.519 | 8 - 1:02.158 | 13 - 1:00.214 | | |
| 4 - 1:01.159 | 9 - 1:00.839 | 14 - 1:00.068 | | |
| 5 - 1:00.639 | 10 - 1:01.610 | 15 - 1:03.913 | | |
| 5 | Daniel GIBSON | Mallock MK27 EBX | | |
| 1 - X:00.000 | 6 - 59.617 | | | |
| 2 - 1:26.416P | 7 - 59.753 | | | |
| 3 - 8:41.349 | 8 - 1:00.629 | | | |
| 4 - 1:03.450 | 9 - 1:02.994 | | | |
| 5 - 1:00.331 | | | | |
| 6 | Mike EVANS | Mallock MK20 | | |
| 1 - X:00.000 | 6 - 1:00.693 | 11 - 1:03.591 | 16 - 1:00.005 | |
| 2 - 1:06.775 | 7 - 1:00.462 | 12 - 1:01.217 | 17 - 1:00.209 | |
| 3 - 1:01.748 | 8 - 1:00.355 | 13 - 1:01.253 | | |
| 4 - 1:02.575 | 9 - 1:00.667 | 14 - 1:00.018 | | |
| 5 - 1:02.411 | 10 - 1:01.025 | 15 - 1:00.539 | | |
| 7 | Jamie CHAMPKIN | Phantom P94/05 | | |
| 1 - X:00.000 | 6 - 1:00.433 | 11 - 1:03.829 | 16 - 1:00.467 | |
| 2 - 1:11.090 | 7 - 1:01.871 | 12 - 1:00.447 | 17 - 1:00.909 | |
| 3 - 1:03.978 | 8 - 1:01.172 | 13 - 1:00.794 | | |
| 4 - 1:02.233 | 9 - 1:02.006 | 14 - 1:00.628 | | |
| 5 - 1:01.416 | 10 - 1:01.651 | 15 - 1:00.046 | | |

Weather / Track : Cloudy / Dry

msttiming.com

Page 1 of 4

Pembrey
Circuit Length = 1.4560 miles.
Start: 11:59 End: 12:16
Printed - 12:21 Sunday, 15 October 2006

BARC BULLETIN 009

BARC Clubmans Cup QUALIFYING - RACE 6 - LAP ANALYSIS

(contd.)

| | | | | | | | |
|-----------|----------------------------|-------------------|-----------------------|------|-----------------|------|----------|
| 9 | Adrian LESTER | Mallock MK35 | | | | | |
| 1 - | X:00.000 | 6 - | 59.935 | 11 - | 59.845 | 16 - | 1:02.008 |
| 2 - | 1:10.449 | 7 - | 1:02.997 | 12 - | 59.612 | 17 - | 1:00.186 |
| 3 - | 1:02.166 | 8 - | 1:00.551 | 13 - | 59.841 | | |
| 4 - | 1:01.126 | 9 - | 59.916 | 14 - | 59.883 | | |
| 5 - | 1:00.459 | 10 - | 1:01.066 | 15 - | 59.564 | | |
| 10 | Marcus BICKNELL | Mallock MK 27 EBX | | | | | |
| 1 - | X:00.000 | 6 - | 1:02.777 | 11 - | 1:03.508 | 16 - | 1:02.811 |
| 2 - | 1:10.197 | 7 - | 1:02.664 | 12 - | 1:05.144 | | |
| 3 - | 1:06.030 | 8 - | 1:02.784 | 13 - | 1:02.801 | | |
| 4 - | 1:03.410 | 9 - | 1:02.807 | 14 - | 1:02.672 | | |
| 5 - | 1:04.736 | 10 - | 1:02.770 | 15 - | 1:02.700 | | |
| 13 | Guy PARR | Mallock MK30 | | | | | |
| 1 - | X:00.000 | 6 - | 1:00.951 | 11 - | 1:00.620 | 16 - | 1:01.126 |
| 2 - | 1:12.169 | 7 - | 1:01.602 | 12 - | 1:01.818 | | |
| 3 - | 1:03.785 | 8 - | 1:01.000 | 13 - | 1:00.563 | | |
| 4 - | 1:01.709 | 9 - | 1:00.413 | 14 - | 1:00.175 | | |
| 5 - | 1:02.171 | 10 - | 1:02.473 | 15 - | 1:00.465 | | |
| 14 | Adrian BROWN | Mallock MK 18B | | | | | |
| 1 - | X:00.000 | 6 - | 1:20.938 ^P | 11 - | 1:01.181 | | |
| 2 - | 1:15.704 | 7 - | 2:53.370 | 12 - | 1:04.633 | | |
| 3 - | 1:05.954 | 8 - | 1:02.015 | 13 - | 1:01.728 | | |
| 4 - | 1:03.524 | 9 - | 1:03.268 | 14 - | 1:02.664 | | |
| 5 - | 1:02.150 | 10 - | 1:01.906 | | | | |
| 15 | Peter BURNHAM | Mallock MK28/30 | | | | | |
| 1 - | X:00.000 | 6 - | 1:03.383 | 11 - | 1:02.984 | 16 - | 1:05.183 |
| 2 - | 1:14.183 | 7 - | 1:03.174 | 12 - | 1:02.613 | | |
| 3 - | 1:04.668 | 8 - | 1:02.680 | 13 - | 1:03.177 | | |
| 4 - | 1:03.588 | 9 - | 1:03.003 | 14 - | 1:02.046 | | |
| 5 - | 1:04.934 | 10 - | 1:02.857 | 15 - | 1:02.064 | | |
| 16 | Christopher BURNHAM | Mallock MK21 CD | | | | | |
| 1 - | X:00.000 | 6 - | 1:08.207 | 11 - | 1:11.462 | 16 - | 1:06.414 |
| 2 - | 1:16.190 | 7 - | 1:03.751 | 12 - | 1:16.913 | | |
| 3 - | 1:06.315 | 8 - | 1:03.274 | 13 - | 1:04.403 | | |
| 4 - | 1:04.777 | 9 - | 1:03.847 | 14 - | 1:08.125 | | |
| 5 - | 1:03.963 | 10 - | 1:03.694 | 15 - | 1:04.140 | | |
| 21 | Shane BUTLER | Mallock 27 SG EBX | | | | | |
| 1 - | X:00.000 | 6 - | 1:10.025 ^P | 11 - | 1:01.966 | | |
| 2 - | 1:10.555 | 7 - | 2:37.291 | 12 - | 1:03.719 | | |
| 3 - | 1:04.233 | 8 - | 1:01.635 | 13 - | 1:02.578 | | |
| 4 - | 1:01.630 | 9 - | 1:02.222 | 14 - | 1:02.328 | | |
| 5 - | 1:02.546 | 10 - | 1:02.330 | 15 - | 1:02.889 | | |

Weather / Track : Cloudy / Dry

msttiming.com

Page 2 of 4

Pembrey
Circuit Length = 1.4560 miles.
Start: 11:59 End: 12:16
Printed - 12:21 Sunday, 15 October 2006

BARC BULLETIN 009

BARC Clubmans Cup QUALIFYING - RACE 6 - LAP ANALYSIS

(contd.)

| | | | | |
|---------------------|------------------------|----------------------|----------------------|--|
| 23 | Des ANDREWS | Mallock 23 | | |
| 1 - X:00.000 | 6 - 1:12.537 | 11 - 1:01.428 | 16 - 1:06.031 | |
| 2 - 1:11.449 | 7 - 1:01.843 | 12 - 1:05.109 | | |
| 3 - 1:06.077 | 8 - 1:02.392 | 13 - 1:01.731 | | |
| 4 - 1:03.105 | 9 - 1:04.994 | 14 - 1:01.402 | | |
| 5 - 1:03.326 | 10 - 1:02.116 | 15 - 1:02.132 | | |
| 27 | Andrew PARADISE | Mallock MK27 | | |
| 1 - X:00.000 | 6 - 1:04.164 | 11 - 1:06.211 | | |
| 2 - 1:20.385 | 7 - 1:05.939 | 12 - 1:06.444 | | |
| 3 - 1:08.759 | 8 - 1:05.750 | 13 - 1:06.895 | | |
| 4 - 1:04.646 | 9 - 1:08.269 | 14 - 1:09.998 | | |
| 5 - 1:04.103 | 10 - 1:14.112 | 15 - 1:07.911 | | |
| 35 | Paul GIBSON | Mallock MK35 B EBA | | |
| 1 - X:00.000 | | | | |
| 2 - 1:06.427 | | | | |
| 3 - 1:01.843 | | | | |
| 4 - 1:01.582 | | | | |
| 39 | Ian MEGSON | Mallock MK 18BW | | |
| 1 - X:00.000 | 6 - 1:03.566 | 11 - 1:02.914 | 16 - 1:02.167 | |
| 2 - 1:08.909 | 7 - 1:03.670 | 12 - 1:02.302 | | |
| 3 - 1:03.957 | 8 - 1:03.044 | 13 - 1:02.256 | | |
| 4 - 1:03.728 | 9 - 1:02.811 | 14 - 1:02.740 | | |
| 5 - 1:05.496 | 10 - 1:02.756 | 15 - 1:03.014 | | |
| 50 | Clive WOOD | Mallock MK28/30 | | |
| 1 - X:00.000 | 6 - 1:01.758 | 11 - 1:01.251 | 16 - 1:01.641 | |
| 2 - 1:06.413 | 7 - 1:01.416 | 12 - 1:01.161 | 17 - 1:00.928 | |
| 3 - 1:02.502 | 8 - 1:07.180 | 13 - 1:01.106 | | |
| 4 - 1:02.473 | 9 - 1:04.726 | 14 - 1:01.021 | | |
| 5 - 1:01.555 | 10 - 1:01.894 | 15 - 1:01.279 | | |
| 55 | Gareth SALTER | Mallock MK 27 | | |
| 1 - X:00.000 | 6 - 1:02.938 | 11 - 1:04.055 | 16 - 1:02.990 | |
| 2 - 1:10.476 | 7 - 1:03.298 | 12 - 1:03.161 | | |
| 3 - 1:05.267 | 8 - 1:03.237 | 13 - 1:03.037 | | |
| 4 - 1:04.739 | 9 - 1:02.946 | 14 - 1:02.899 | | |
| 5 - 1:03.380 | 10 - 1:03.824 | 15 - 1:03.984 | | |
| 66 | Richard GILMOUR | Mallock U2 | | |
| 1 - X:00.000 | 6 - 1:02.406 | 11 - 1:03.908 | 16 - 1:03.578 | |
| 2 - 1:06.989 | 7 - 1:03.852 | 12 - 1:06.805 | 17 - 1:03.236 | |
| 3 - 1:04.267 | 8 - 1:02.992 | 13 - 1:03.123 | | |
| 4 - 1:04.425 | 9 - 1:05.007 | 14 - 1:03.401 | | |
| 5 - 1:02.959 | 10 - 1:03.524 | 15 - 1:03.575 | | |

Weather / Track : Cloudy / Dry

msttiming.com

Page 3 of 4

Pembrey
Circuit Length = 1.4560 miles.
Start: 11:59 End: 12:16
Printed - 12:21 Sunday, 15 October 2006

BARC BULLETIN 009

**BARC Clubmans Cup
QUALIFYING - RACE 6 - LAP ANALYSIS**

(contd.)

| | | |
|--------------|---------------------|---------|
| 77 | Phil WEAVER | Mallock |
| 1 - X:00.000 | 6 - 1:01.768 | |
| 2 - 1:13.179 | 7 - 1:03.139 | |
| 3 - 1:04.349 | 8 - 1:06.538 | |
| 4 - 1:02.486 | 9 - 1:02.812 | |
| 5 - 1:02.571 | 10 - 1:32.041P | |

Weather / Track : Cloudy / Dry

msttiming.com

Page 4 of 4

Pembrey
Circuit Length = 1.4560 miles.
Start: 11:59 End: 12:16
Printed - 12:21 Sunday, 15 October 2006

BARC BULLETIN 009

**BARC Clubmans Cup
GRID FOR RACE 6**

| | | |
|--------|-------------------------|-------------------------|
| ROW 11 | 1:03.274 16 BURNHAM | 1:04.103 27 PARADISE |
| ROW 10 | 1:02.664 10 BICKNELL | 1:02.899 55 SALTER |
| ROW 9 | 1:02.167 39 MEGSON | 1:02.406 66 GILMOUR |
| ROW 8 | 1:01.768 77 WEAVER | 1:02.046 15 BURNHAM |
| ROW 7 | 1:01.582 35 GIBSON | 1:01.630 21 BUTLER |
| ROW 6 | 1:01.181 14 BROWN | 1:01.402 23 ANDREWS |
| ROW 5 | 1:00.175 13 PARR | 1:00.928 50 WOOD |
| ROW 4 | 1:00.046 7 CHAMPKIN | 1:00.068 4 FREEMAN |
| ROW 3 | 59.913 2 PAYNE | 1:00.005 6 EVANS |
| ROW 2 | 59.564 9 LESTER | 59.617 5 GIBSON |
| ROW 1 | 59.218 1 WEBB | 59.307 3 OSBORNE |
| | POLE | |

Weather / Track : Cloudy / Dry
These results are provisional until the conclusion of any judicial and technical matters.

Pembrey
 Circuit Length = 1.4560 miles.
 Start: 11:59 End: 12:16


| | | |
|------------------|-----------|-------------|
| Clerk of Course: | Stewards: | Timekeeper: |
|------------------|-----------|-------------|

BARC BULLETIN 017

BARC Clubmans Cup GRID FOR RACE RESTART

| | | |
|--------|-------------------------|--------------------------|
| ROW 10 | 1:05.578 16 BURNHAM | 1:19.438 27 PARADISE |
| ROW 9 | 1:05.240 55 SALTER | 1:04.351 66 GILMOUR |
| ROW 8 | 1:04.070 15 BURNHAM | 1:03.892 10 BICKNELL |
| ROW 7 | 1:02.752 14 BROWN | 1:03.002 77 WEAVER |
| ROW 6 | 1:01.757 21 BUTLER | 1:03.256 23 ANDREWS |
| ROW 5 | 1:01.995 4 FREEMAN | 1:02.713 50 WOOD |
| ROW 4 | 1:01.328 35 GIBSON | 1:02.493 7 CHAMPKIN |
| ROW 3 | 1:01.561 2 PAYNE | 1:01.768 6 EVANS |
| ROW 2 | 1:01.379 3 OSBORNE | 1:01.683 9 LESTER |
| ROW 1 | 1:00.837 1 WEBB | 1:00.919 5 GIBSON |

POLE



Weather / Track : Cloudy / Dry

These results are provisional until the conclusion of any judicial and technical matters.

Pembrey
Circuit Length = 1.4560 miles.
Start: 16:03

| | | |
|------------------|-----------|-------------|
| Clerk of Course: | Stewards: | Timekeeper: |
|------------------|-----------|-------------|

BARC BULLETIN 017

BARC Clubmans Cup RACE CLASSIFICATION - RACE 6

| POS | NO | CL | DRIVER | NAT | CAR | TIME | LAPS | GAP | MPH | BEST |
|----------------|----|----|----------------------------|-----|--------------------|-----------|------|----------|-----------|----------|
| 1 | 1 | | Barry WEBB | | Mallock MK 23 BW | 10:15.417 | 10 | | 85.17 | 59.866 |
| 2 | 3 | | Alex OSBORNE | | Mallock MK30 PR | 10:17.332 | 10 | 1.915 | 84.90 | 1:00.589 |
| 3 | 2 | | Howard PAYNE | | Mallock MK20 | 10:17.567 | 10 | 2.150 | 84.87 | 1:00.468 |
| 4 | 6 | | Mike EVANS | | Mallock MK20 | 10:26.441 | 10 | 11.024 | 83.67 | 1:01.101 |
| 5 | 4 | | Paul FREEMAN | | Ardmore FR95B | 10:27.119 | 10 | 11.702 | 83.58 | 1:00.865 |
| 6 | 50 | | Clive WOOD | | Mallock MK28/30 | 10:27.556 | 10 | 12.139 | 83.52 | 1:01.102 |
| 7 | 7 | | Jamie CHAMPKIN | | Phantom P94/05 | 10:29.095 | 10 | 13.678 | 83.32 | 1:01.227 |
| 8 | 5 | | Daniel GIBSON | | Mallock MK27 EBX | 10:32.818 | 10 | 17.401 | 82.83 | 1:00.161 |
| 9 | 21 | | Shane BUTLER | | Mallock 27 SG EBX | 10:38.016 | 10 | 22.599 | 82.15 | 1:02.012 |
| 10 | 77 | | Phil WEAVER | | Mallock | 10:44.091 | 10 | 28.674 | 81.38 | 1:02.386 |
| 11 | 14 | | Adrian BROWN | | Mallock MK 18B | 10:44.394 | 10 | 28.977 | 81.34 | 1:02.169 |
| 12 | 23 | | Des ANDREWS | | Mallock 23 | 10:44.719 | 10 | 29.302 | 81.30 | 1:02.162 |
| 13 | 10 | | Marcus BICKNELL | | Mallock MK 27 EBX | 10:45.716 | 10 | 30.299 | 81.17 | 1:02.394 |
| 14 | 66 | | Richard GILMOUR | | Mallock U2 | 10:54.014 | 10 | 38.597 | 80.14 | 1:03.128 |
| 15 | 15 | | Peter BURNHAM | | Mallock MK28/30 | 11:00.202 | 10 | 44.785 | 79.39 | 1:03.845 |
| 16 | 55 | | Gareth SALTER | | Mallock MK 27 | 11:10.486 | 10 | 55.069 | 78.17 | 1:03.548 |
| 17 | 16 | | Christopher BURNHAM | | Mallock MK21 CD | 11:11.044 | 10 | 55.627 | 78.11 | 1:04.075 |
| NOT CLASSIFIED | | | | | | | | | | |
| 9 | | | Adrian LESTER | | Mallock MK35 | 7:30.091 | 7 | D.N.F. | 81.52 | 1:00.523 |
| 35 | | | Paul GIBSON | | Mallock MK35 B EBA | 6:17.846 | 6 | D.N.F. | 83.23 | 1:00.978 |
| FASTEST LAP | | | | | | | | | | |
| 1 | | | Barry WEBB | | Mallock MK 23 BW | 59.866 | 2 | 87.55mph | 140.90kph | |

Weather / Track : Cloudy / Dry

These results are provisional until the conclusion of any judicial and technical matters.

Pembrey
Circuit Length = 1.4560 miles.
Start: 16:16 End: 16:27

| | | |
|------------------|-----------|-------------|
| Clerk of Course: | Stewards: | Timekeeper: |
| | | |

BARC BULLETIN 017

**BARC Clubmans Cup
RACE 6 - LAP CHART**

| Lap 1 | | | Lap 2 | | | Lap 3 | | | Lap 4 | | | Lap 5 | | |
|-------|--------|----------|-------|--------|----------|-------|--------|----------|-------|--------|----------|-------|--------|----------|
| No | Behind | Laptime | No | Behind | Laptime | No | Behind | Laptime | No | Behind | Laptime | No | Behind | Laptime |
| 1 | | 1:05.452 | 1 | | 59.866 | 1 | | 1:00.371 | 1 | | 1:00.552 | 1 | | 1:01.086 |
| 3 | 0.984 | 1:06.436 | 3 | 2.087 | 1:00.969 | 3 | 2.305 | 1:00.589 | 3 | 2.552 | 1:00.799 | 3 | 2.123 | 1:00.657 |
| 2 | 1.616 | 1:07.068 | 2 | 3.005 | 1:01.255 | 2 | 3.298 | 1:00.664 | 2 | 3.307 | 1:00.561 | 2 | 3.047 | 1:00.826 |
| 5 | 1.842 | 1:07.294 | 5 | 3.330 | 1:01.354 | 9 | 4.043 | 1:00.848 | 9 | 4.174 | 1:00.683 | 9 | 3.611 | 1:00.523 |
| 9 | 2.445 | 1:07.897 | 9 | 3.566 | 1:00.987 | 35 | 5.947 | 1:02.125 | 35 | 6.383 | 1:00.988 | 35 | 6.275 | 1:00.978 |
| 35 | 2.857 | 1:08.309 | 35 | 4.193 | 1:01.202 | 7 | 6.594 | 1:01.873 | 7 | 7.269 | 1:01.227 | 7 | 7.638 | 1:01.455 |
| 7 | 3.545 | 1:08.997 | 7 | 5.092 | 1:01.413 | 6 | 7.246 | 1:01.332 | 6 | 7.795 | 1:01.101 | 5 | 8.273 | 1:01.025 |
| 6 | 4.020 | 1:09.472 | 6 | 6.285 | 1:02.131 | 4 | 7.901 | 1:01.186 | 5 | 8.334 | 1:00.363 | 6 | 8.738 | 1:02.029 |
| 50 | 5.002 | 1:10.454 | 50 | 6.833 | 1:01.697 | 5 | 8.523 | 1:05.564 | 4 | 9.364 | 1:02.015 | 4 | 9.143 | 1:00.865 |
| 4 | 5.502 | 1:10.954 | 4 | 7.086 | 1:01.450 | 50 | 9.366 | 1:02.904 | 50 | 9.916 | 1:01.102 | 50 | 10.151 | 1:01.321 |
| 21 | 6.751 | 1:12.203 | 21 | 9.487 | 1:02.602 | 21 | 11.128 | 1:02.012 | 21 | 13.378 | 1:02.802 | 21 | 14.323 | 1:02.031 |
| 77 | 7.384 | 1:12.836 | 77 | 10.311 | 1:02.793 | 77 | 12.326 | 1:02.386 | 77 | 14.473 | 1:02.699 | 77 | 15.953 | 1:02.566 |
| 23 | 7.878 | 1:13.330 | 23 | 10.827 | 1:02.815 | 23 | 12.618 | 1:02.162 | 14 | 15.431 | 1:02.594 | 14 | 16.514 | 1:02.169 |
| 14 | 8.266 | 1:13.718 | 14 | 11.032 | 1:02.632 | 14 | 13.389 | 1:02.728 | 10 | 16.565 | 1:02.826 | 10 | 18.077 | 1:02.598 |
| 10 | 8.641 | 1:14.093 | 10 | 12.268 | 1:03.493 | 10 | 14.291 | 1:02.394 | 23 | 18.694 | 1:06.628 | 23 | 20.370 | 1:02.762 |
| 15 | 10.111 | 1:15.563 | 55 | 14.928 | 1:04.346 | 66 | 19.653 | 1:04.450 | 66 | 22.985 | 1:03.884 | 66 | 25.406 | 1:03.507 |
| 55 | 10.448 | 1:15.900 | 66 | 15.574 | 1:04.624 | 15 | 20.577 | 1:04.969 | 15 | 25.000 | 1:04.975 | 15 | 27.789 | 1:03.875 |
| 66 | 10.816 | 1:16.268 | 15 | 15.979 | 1:05.734 | 16 | 25.364 | 1:05.416 | 16 | 29.995 | 1:05.183 | 16 | 33.511 | 1:04.602 |
| 16 | 12.213 | 1:17.665 | 16 | 20.319 | 1:07.972 | 55 | 27.520 | 1:12.963 | 55 | 32.071 | 1:05.103 | 55 | 34.533 | 1:03.548 |

Weather / Track : Cloudy / Dry

msttiming.com

Pembrey
Circuit Length = 1.4560 miles.
Start: 16:16 End: 16:27

BARC BULLETIN 017

**BARC Clubmans Cup
RACE 6 - LAP CHART**

(contd.)

| Lap 6 | | | Lap 7 | | | Lap 8 | | | Lap 9 | | | Lap 10 | | |
|-------|--------|----------|-------|--------|----------|-------|--------|----------|-------|--------|----------|--------|--------|----------|
| No | Behind | Laptime | No | Behind | Laptime | No | Behind | Laptime | No | Behind | Laptime | No | Behind | Laptime |
| 1 | | 1:00.980 | 1 | | 1:01.303 | 1 | | 1:01.658 | 1 | | 1:01.550 | 1 | | 1:02.599 |
| 3 | 2.263 | 1:01.120 | 3 | 2.847 | 1:01.887 | 3 | 3.278 | 1:02.089 | 3 | 2.831 | 1:01.103 | 3 | 1.915 | 1:01.683 |
| 2 | 2.535 | 1:00.468 | 2 | 3.603 | 1:02.371 | 2 | 3.528 | 1:01.583 | 2 | 3.296 | 1:01.318 | 2 | 2.150 | 1:01.453 |
| 9 | 3.619 | 1:00.988 | 6 | 10.313 | 1:02.083 | 6 | 10.892 | 1:02.237 | 6 | 11.450 | 1:02.108 | 6 | 11.024 | 1:02.173 |
| 5 | 7.620 | 1:00.327 | 7 | 11.081 | 1:02.280 | 7 | 11.091 | 1:01.668 | 7 | 11.888 | 1:02.347 | 4 | 11.702 | 1:01.795 |
| 6 | 9.533 | 1:01.775 | 4 | 11.618 | 1:02.449 | 4 | 11.546 | 1:01.586 | 4 | 12.506 | 1:02.510 | 50 | 12.139 | 1:02.043 |
| 35 | 9.539 | 1:04.244 | 50 | 12.057 | 1:02.493 | 50 | 12.228 | 1:01.829 | 50 | 12.695 | 1:02.017 | 7 | 13.678 | 1:04.389 |
| 7 | 10.104 | 1:03.446 | 21 | 19.068 | 1:04.853 | 5 | 20.743 | 1:03.150 | 5 | 19.839 | 1:00.646 | 5 | 17.401 | 1:00.161 |
| 4 | 10.472 | 1:02.309 | 5 | 19.251 | 1:12.934 | 21 | 21.114 | 1:03.704 | 21 | 22.555 | 1:02.991 | 21 | 22.599 | 1:02.643 |
| 50 | 10.867 | 1:01.696 | 9 | 20.481 | 1:18.165 | 77 | 26.218 | 1:05.797 | 77 | 27.770 | 1:03.102 | 77 | 28.674 | 1:03.503 |
| 21 | 15.518 | 1:02.175 | 77 | 22.079 | 1:05.321 | 14 | 26.490 | 1:05.810 | 14 | 28.117 | 1:03.177 | 14 | 28.977 | 1:03.459 |
| 77 | 18.061 | 1:03.088 | 14 | 22.338 | 1:05.151 | 10 | 27.023 | 1:05.519 | 10 | 29.448 | 1:03.975 | 23 | 29.302 | 1:02.255 |
| 14 | 18.490 | 1:02.956 | 10 | 23.162 | 1:04.227 | 23 | 27.800 | 1:05.355 | 23 | 29.646 | 1:03.396 | 10 | 30.299 | 1:03.450 |
| 10 | 20.238 | 1:03.141 | 23 | 24.103 | 1:03.651 | 66 | 34.777 | 1:04.713 | 66 | 37.300 | 1:04.073 | 66 | 38.597 | 1:03.896 |
| 23 | 21.755 | 1:02.365 | 66 | 31.722 | 1:05.471 | 15 | 39.125 | 1:05.846 | 15 | 42.768 | 1:05.193 | 15 | 44.785 | 1:04.616 |
| 66 | 27.554 | 1:03.128 | 15 | 34.937 | 1:05.586 | 16 | 49.104 | 1:08.020 | 55 | 53.372 | 1:05.629 | 55 | 55.069 | 1:04.296 |
| 15 | 30.654 | 1:03.845 | 16 | 42.742 | 1:05.826 | 55 | 49.293 | 1:08.025 | 16 | 54.151 | 1:06.597 | 16 | 55.627 | 1:04.075 |
| 16 | 38.219 | 1:05.688 | 55 | 42.926 | 1:05.862 | | | | | | | | | |
| 55 | 38.367 | 1:04.814 | | | | | | | | | | | | |

Weather / Track : Cloudy / Dry

msttiming.com

Pembrey
Circuit Length = 1.4560 miles.
Start: 16:16 End: 16:27